




perception[®]

2016 PRODUCT GUIDE



Recreational Kayaks

The story behind our recreational kayaks is simple – fun on the water for everyone. Our recreational kayaks offer the kind of speed, control and comfort you might not expect, with the manageability and stability you do. It's amazing how simplicity can be so interesting.

SPECS:

Length: 9' / 108 cm

Width: 31" / 79 cm

Boat Weight: 42 lbs / 19 kg

Max Capacity: 250 lbs / 113 kg

Deck Height: 19.5" / 49.5 cm

Cockpit Length: 50" / 138 cm

Cockpit Width: 18" / 52 cm

FEATURES:

Padded High Back w/ Padded

Molded-In Seat

Molded-In Footwells

Bow & Stern Tankwell w/ Bungee

Molded-In Side Handles

Molded Thru Bow & Stern Handles

Skid Plate

Molded-In Cupholder

Molded-In Rod Holders



ACCESS 9.5

The new Access 9.5 is the perfect kayak for beginner and intermediate paddlers looking for a sit-on-top that's lightweight, has great features, is fun to paddle, and that they can grow into.



SPECS:

Length: 11'6" / 347 cm

Width: 31" / 79 cm

Boat Weight: 55 lbs / 25 kg

Max Capacity: 300 lbs / 136 kg

Deck Height: 18.75" / 48 cm

Cockpit Length: 55" / 140 cm

Cockpit Width: 19.5" / 50 cm

FEATURES:

Padded High Back w/ Padded

Molded-In Seat

Molded-In Footwells

Center Hatch

Bow & Stern Tankwell w/ Bungee

Mold-In Side Handles

Mold Thru Bow & Stern Handles

Skid Plate

Molded-In Cupholder

Molded-In Rod Holders



ACCESS 11.5

A sporty, fast paddling sit-on-top kayak that offers plenty of top quality features at a great value. Includes molded-in high seat back and legfliter ergonomically designed with comfort in mind, fishing rod holders and center console for extra storage and fishing accessories. The perfect choice for lakes, bays and slow rivers.



SPECS:

Length: 9'6" / 290 cm

Width: 29" / 74 cm

Boat Weight: 39 lbs / 18 kg

Max Capacity: 250 lbs / 113 kg

Cockpit Length: 42.25" / 107 cm

Cockpit Width: 22" / 56 cm

FEATURES:

Zone Seat

Zone Knee / Thigh Pads

Keepers Foot Brace System

Bungee Deck Rigging

Kayak Karrier Handles



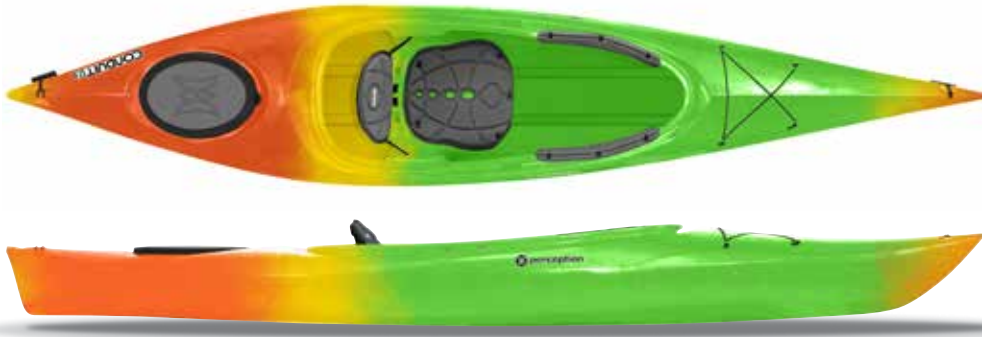
CONDUIT 9.5

With performance perfect for fun-loving first timers, the smallest kayak in the Conduit family is also the most nimble. With its unique design, it still cuts through water and tracks very well, giving it exceptional acceleration and speed for its size. With plenty of knee room, it's a comfortable ride that is ideal for lakes and ponds.



CONDUIT 12.0

The Conduit 12.0 provides more stability, straighter tracking, and increased speed. The added stern hatch and rear bulkhead afford additional storage capacity and the opportunity for even longer day or weekend trips.



SPECS:

Length: 12'2" / 371 cm
Width: 27.5" / 70 cm
Boat Weight: 49 lbs / 22 kg
Max Capacity: 275 lbs / 125 kg
Cockpit Length: 56" / 142 cm
Cockpit Width: 22" / 56 cm

FEATURES:

Zone Seat
Zone Knee / Thigh Pads
Keepers Foot Brace System
Stern Hatch
Bungee Deck Rigging
Kayak Karrier Handles
Stern Bulkhead



CONDUIT 13.0

Freedom means plenty of room for comfort and performance to go where you want. The Conduit 13.0 is a paddler-friendly and unrestricted kayak with enough stability for beginners to feel confident on a leisurely cruise, but features speed and tracking loved by those wanting longer paddles. A great boat for touring lazy rivers or doing some exploration on smaller lakes.



SPECS:

Length: 13' / 396 cm
Width: 26.5" / 67 cm
Boat Weight: 51 lbs / 23 kg
Max Capacity: 295 lbs / 134 kg
Deck Height: 12" / 30 cm
Cockpit Length: 38" / 97 cm
Cockpit Width: 21" / 53 cm

FEATURES:

Zone Seat
Zone Knee / Thigh Pads
Keepers Foot Brace System
Bow & Stern Hatches
Bungee Deck Rigging
Kayak Karrier Handles
Bow & Stern Bulkheads



CONDUIT 14.0T

This great paddling and multi-dimensional tandem kayak offers acclaimed performance for families, kayaking duos, or even paddling solo. With quick acceleration and good speed for longer trips, it features comfortable outfitting to settle in for the haul. Great on flatwater, this tandem is also nimble in slow moving water environments, as well. Easily reconfigure the layout for both tandem and solo paddling.



SPECS:

Length: 14'3" / 434 cm
Width: 33.25" / 84 cm
Boat Weight: 80 lbs / 36 kg
Max Capacity: 650 lbs / 295 kg
Deck Height: 13.75" / 35 cm
Cockpit Length: 86.75" / 220 cm
Cockpit Width: 24.5" / 62 cm

FEATURES:

Adjustable Tandem Seating
Keepers Foot Brace System
Stern Hatch
Bungee Deck Rigging
Kayak Karrier Handles
Stern Bulkhead
Roto-molded Kids Seats



SPECS:

Length: 13'6" / 411 cm
Width: 28.5" / 72 cm
Boat Weight: 55 lbs / 25 kg
Max Capacity: 450 lbs / 205 kg
Deck Height: 14.75" / 37 cm
Cockpit Length: 80" / 203 cm
Cockpit Width: 20" / 51 cm

FEATURES:

Zone Seat
Zone Knee / Thigh Pads
Keepers Foot Brace System
Stern Hatch
Bow & Stern Bungee Deck Rigging
Kayak Carrier Handles
Stern Bulkhead
Rudder Capable
Skid Plate & Paddle Park



COVE 13.5

Four-legged friends, welcome! The Cove 13.5 is the industry's first true companion kayak. The unique over-sized cockpit, comfortable seating system and removable kid's seat (sold separately) make it ideal for paddling with a child, a dog or extra gear on calm, open water. The Cove 13.5 is versatile and built for stability, just the way a modern family needs it to be.



SPECS:

Length: 14'6" / 442 cm
Width: 31.25" / 79 cm
Boat Weight: 71 lbs / 31 kg
Max Capacity: 550 lbs / 249 kg
Deck Height: 15.75" / 40 cm
Cockpit Length: 90" / 229 cm
Cockpit Width: 22.75" / 58 cm

FEATURES:

Zone Seat
Zone Knee / Thigh Pads
Keepers Foot Brace System
Stern Hatch
Bow & Stern Bungee Deck Rigging
Kayak Carrier Handles
Stern Bulkhead
Rudder Capable
Skid Plate



COVE 14.5T

More than a kayak with extra seats, the Cove 14.5T is a completely unique experience with families and partners in mind. Outfitting features a pair of ergonomic and comfortable seats with thigh padding and multiple adjustment options for both paddlers, including a movable bow seat that adjusts to pets, kids, or even for solo paddling. With performance on par with the swift and speedy Cove 13.5, it's the tandem everyone's been asking for!



SPECS:

Length: 11'7" / 353 cm
Width: 25.75" / 65 cm
Boat Weight: 44 lbs / 20 kg
Max Capacity: 250 lbs / 114 kg
Deck Height: 14.5" / 37 cm
Cockpit Length: 36" / 91 cm
Cockpit Width: 20.25" / 51 cm

FEATURES:

Zone DLX Seat
Adjustable Padded Thigh Braces
Keepers Foot Brace System
Stern Hatch
Bungee Deck Rigging w/ Reflective
Static Perimeter Safety Line
Kayak Carrier Handles
Stern Bulkhead
TruTrak Adjustable Skeg System
Rudder Capable



EXPRESSION 11.5

For anyone seeking a stylish, comfortable boat to take out for an afternoon paddle, the Expression 11.5 is the ideal answer. A sleek cross between a recreational and touring kayak, the Expression 11.5 features a stable and maneuverable design that is built to handle a multitude of water environments — from lakes and ponds to slow rivers and mild coastal waters.



IMPULSE 10.0

When it comes to versatility and simplicity, the Impulse is the best value around. From fishing to bird watching or just a relaxing day cruise, this comfortable and light-weight kayak is the perfect fit for the on-the-go lifestyle. It's stable and zippy on all kinds of flatwater, packed with durable features like a self-draining tankwell, gear tray, and cupholder that you'd expect to find on pricier kayaks. The hardest part is picking your favorite color. The Impulse is ready to go, just get in!



SPECS:

Length: 10' / 305 cm
Width: 29.5" / 75 cm
Boat Weight: 44 lbs / 20 kg
Max Capacity: 275 lbs / 125 kg
Deck Height: 16.5" / 42 cm
Cockpit Length: 54.25" / 138 cm
Cockpit Width: 23.25" / 59 cm

FEATURES:

Zone DLX Seating
Zone Knee / Thigh Pads
Keepers Foot Brace System
Bungee Deck Rigging
Molded-In Bow & Stern Handles
Molded-In Dashboard w/ Bungee
Tankwell w/ Self-Bailing Scupper Holes



PESCADOR 10.0

A terrific all-around sit-on-top kayak for lakes, ponds and surf. At only 10 ft, this kayak is easy to transport but still stable enough for larger paddlers. A high performance, feature rich boat at a great value.



SPECS:

Length: 10' / 305 cm
Width: 29" / 74 cm
Boat Weight: 52 lbs / 24 kg
Max Capacity: 325 lbs / 147 kg

FEATURES:

Comfort Seating System (CSS)
Molded-In Footwells
Bow Hatch
Stern Day Hatch
Tankwell w/ Bungee
Comfort Carry Handles
Paddle Park



PESCADOR 12.0

A renowned performer, the Pescador 12.0 is the ultimate in versatile sit-on-top kayaks. The multi-chine hull, broad shoulder and tracking keel creates a boat with maneuverability, glide and stability. Plenty of speed and capacity for any size paddler to enjoy a full day on the water.



SPECS:

Length: 12' / 366 cm
Width: 28" / 71 cm
Boat Weight: 60 lbs / 27 kg
Max Capacity: 350 lbs / 159 kg

FEATURES:

Comfort Seating System (CSS)
Keepers Foot Brace System
Bow Hatch
Stern & Center Day Hatches
Tankwell w/ Bungee
Comfort Carry Handles
Paddle Park



SPECS:

Length: 13' / 396 cm
Width: 34" / 86 cm

Boat Weight: 69 lbs / 31 kg
Max Capacity: 500 lbs / 227 kg
Deck Height: 15" / 38 cm

FEATURES:

- Comfort Seating System (CSS)
- Molded-In Footwells
- Bow & Stern Day Hatches
- Bow & Stern Tankwells w/ Bungee
- Kayak Karrier Handles
- Paddle Park



PESCADOR 13.0T

Proving that a roomy tandem doesn't have to sacrifice solid performance, this sit-on-top can fit almost any team comfortably, even a team of one.



SPECS:

Length: 10' / 305 cm
Width: 23" / 58 cm

Boat Weight: 26 lbs / 12 kg
Max Capacity: 150 lbs / 68 kg
Deck Height: 10.5" / 26 cm
Cockpit Length: 28" / 71 cm
Cockpit Width: 18" / 46 cm

FEATURES:

- Zone EXP Back Band
- Zone Seat Pad
- Zone Knee / Thigh Pads
- Keepers Foot Brace System
- Bow Bungee Deck Rigging
- Kayak Karrier Handles



PRODIGY XS

A welcome addition to the Prodigy family of kayaks, this modest sized, light-weight recreational boat makes it the perfect choice for smaller paddlers seeking feature-rich options at an affordable price. With a focus on comfort, the Prodigy XS incorporates the Zone EXP Back Band with a Zone Seat Pad plus Zone Knee Pads for even more comfort and control!



SPECS:

Length: 10' / 305 cm
Width: 29.5" / 75 cm

Boat Weight: 42 lbs / 19 kg
Max Capacity: 275 lbs / 125 kg
Deck Height: 15.25" / 39 cm
Cockpit Length: 51" / 130 cm
Cockpit Width: 23" / 58 cm

FEATURES:

- Zone DLX Seat
- Zone Knee / Thigh Pads
- Keepers Foot Brace System
- Stern Hatch
- Bungee Deck Rigging
- Kayak Karrier Handles
- Stern Bulkhead
- Skid Plate



PRODIGY 10.0

This is what made recreational kayaking such a popular outdoor pastime. From lakes to slow-moving rivers, the no hassle Prodigy 10.0 is ready to get on the water, easy to throw on your car and store. It's affordable to, so there's nothing keeping you from your active lifestyle. Top of the line seating and storage systems make the Prodigy 10.0 one of the most comfortable and best performing kayaks in its class.



PRODIGY 12.0

Explore what's a little further from land – load up the water-tight storage compartment for that all-day trip in a Prodigy 12.0. Or maybe just relax and bring your bird watching or fishing gear. Efficient performance and exceptional comfort help you make the most of any day.



SPECS:

Length: 12'2" / 369 cm
Width: 27.25" / 69 cm
Boat Weight: 53 lbs / 24 kg
Max Capacity: 350 lbs / 159 kg
Deck Height: 15.25" / 39 cm
Cockpit Length: 51" / 130 cm
Cockpit Width: 23" / 58 cm

FEATURES:

Zone DLX Seat
Zone Knee / Thigh Pads
Keepers Foot Brace System
Stern Hatch
Bungee Deck Rigging
Comfort Carry Handles
Stern Bulkhead
Skid Plate & Paddle Park



RAMBLER 9.5

This playful sit-on-top is easy to paddle for fun seekers of all ages and skill levels in lakes, ocean bays, light surf or even slow rivers. Light and easy to manage, the Rambler is still packed with features. The center console is perfect for fishing accessories; a roomy tankwell holds plenty of gear, and a recessed storage tray offers more access right at your fingertips.



SPECS:

Length: 9'6" / 290 cm
Width: 32" / 81 cm
Boat Weight: 47 lbs / 21 kg
Max Capacity: 250 lbs / 113 kg
Deck Height: 13.1" / 33 cm

FEATURES:

Molded-In Seat
Sit-On-Top Seat
Molded-In Footwells
Tankwell w/ Bungee
Molded-In Side Handles
Bow & Stern Kayak Carrier Handles



RAMBLER 13.5T

Everything you enjoyed about the Rambler can now be shared with a paddling buddy. This feature rich sit-on-top offers a roomy tankwell and recessed storage trays to help keep everything within reach. Perfect for all skill levels and can be used on lakes, ocean bays, light surf or even slow moving rivers.



SPECS:

Length: 13'6" / 412 cm
Width: 34" / 86 cm
Boat Weight: 78 lbs / 35 kg
Max Capacity: 550 lbs / 249 kg
Deck Height: 15.5" / 39 cm

FEATURES:

Molded-In Seat
Sit-On-Top Seats (2)
Molded-In Footwells
Tankwell w/ Bungee
Molded Thru Side Handles
Bow & Stern Kayak Carrier Handles



SPECS:

Length: 9'6" / 290 cm
Width: 28" / 71 cm

Boat Weight: 38 lbs / 17 kg
Max Capacity: 300 lbs / 136 kg
Deck Height: 13.1" / 33 cm
Cockpit Length: 56" / 142 cm
Cockpit Width: 22" / 56 cm

FEATURES:

Zone Seat
Zone Knee / Thigh Pads
Keepers Foot Brace System
Tankwell w/ Bungee
Kayak Karrier Handles
Molded-In Dashboard
Tri-Keel Hull



SOUND 9.5

The Sound's unique "stabilizer hull" is designed to enhance tracking and make this boat very stable, especially while getting in or out of the kayak. It has a large cockpit opening providing plenty of room to maneuver and access your gear. The Sound also has a molded-in tray in the cockpit to keep fishing tackle and other items accessible.



SPECS:

Length: 10'6" / 320 cm
Width: 29.5" / 75 cm

Boat Weight: 46 lbs / 21 kg
Max Capacity: 335 lbs / 152 kg
Deck Height: 15.75" / 40 cm
Cockpit Length: 56" / 142 cm
Cockpit Width: 23.75" / 60 cm

FEATURES:

Zone Seat
Zone Knee / Thigh Pads
Keepers Foot Brace System
Tankwell w/ Bungee
Mold Thru Handles
Molded-In Dashboard
Molded-In Rod Holders (2)
Tri-Keel Hull



SOUND 10.5

Adding to the Sound series, the Sound 10.5 continues to offer a feature rich sit-in at a friendly price. Built with the unique "stabilizer hull" designed to enhance tracking and create a stable feel, especially getting in and out of the boat. The Sound 10.5 features a redesigned dashboard for a tackle box and gear plus molded-in rod holders to help land your next big catch.



SPECS:

Length: 12'6" / 381 cm
Width: 28.5" / 72 cm

Boat Weight: 52 lbs / 24 kg
Max Capacity: 375 lbs / 170 kg
Deck Height: 15.75" / 40 cm
Cockpit Length: 67" / 170 cm
Cockpit Width: 23.5" / 60 cm

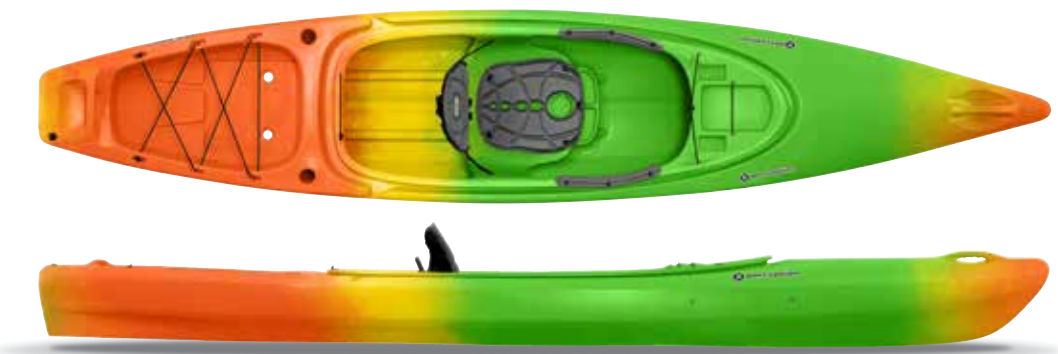
FEATURES:

Zone Seat
Zone Knee / Thigh Pads
Keepers Foot Brace System
Tankwell w/ Bungee
Mold Thru Handles
Molded-In Dashboard
Molded-In Rod Holders (2)
Tri-Keel Hull



SOUND 12.5

Designed as the largest boat in the Sound series, the Sound 12.5 offers paddlers plenty of room to move around and ample storage to bring your gear along for your trip. Features include a molded-in cup holder and separate storage trays for easy access.



TRIBE 9.5

The Tribe 9.5 is an affordable, easy-going, great looking sit-on-top that performs terrifically in surf and rough ocean conditions, but is also speedy and maneuverable on flat water and lazy rivers. With side handles built-in, plus additional bow and stern handles, carrying and car topping is a breeze.



SPECS:

Length: 9'5" / 287 cm
Width: 31.25" / 79 cm
Boat Weight: 46 lbs / 21 kg
Max Capacity: 300 lbs / 136 kg
Deck Height: 16.25" / 41 cm
Cockpit Length: 53" / 135 cm
Cockpit Width: 20.5" / 52 cm

FEATURES:

Comfort Seating System (CSS)
Molded-In Footwells
6" Deck Plate w/ Catbag
Tankwells w/ Bungee
Molded-In Side Handles
Bow & Stern Soft Touch Handles
Skid Plate
Stackable
Self-Bailing Scupper Holes



TRIBE 11.5

A great all-around sit-on-top for almost any sized paddler, the added length on the Tribe 11.5 gives a boost of speed, extra storage and even adventure potential over the smaller size. Beginners and veterans will find the Tribe a joy to paddle in both choppy and flat water like lakes and lazy rivers.



SPECS:

Length: 11'5" / 348 cm
Width: 30.25" / 77 cm
Boat Weight: 52 lbs / 24 kg
Max Capacity: 350 lbs / 159 kg
Deck Height: 16" / 41 cm
Cockpit Length: 53" / 135 cm
Cockpit Width: 19" / 48 cm

FEATURES:

Comfort Seating System (CSS)
Molded-In Footwells
6" Deck Plate w/ Catbag
Tankwells w/ Bungee
Molded-In Side Handles
Bow & Stern Soft Touch Handles
Skid Plate
Stackable
Self-Bailing Scupper Holes



TRIBE 13.5T

Three is company in the Tribe 13.5 tandem. The versatile sit-on-top design features a three-seat configuration for up to two adults and a small child or pet. Other features include self-bailing scupper tubes and bow and stern storage areas with bungees to safely secure backpacks, picnic baskets, and coolers. You also have the option to paddle solo from the center seat – it's up to you!



SPECS:

Length: 13'5" / 408 cm
Width: 33.75" / 86 cm
Boat Weight: 67 lbs / 30 kg
Max Capacity: 500 lbs / 226 kg
Deck Height: 17" / 43 cm
Cockpit Length: Bow 52" / 132 cm
Stern 46.5" / 118 cm
Cockpit Width: Bow 22" / 56 cm
Stern 20" / 51 cm

FEATURES:

Comfort Seating System (CSS)
w/ Large & Small Seat Pad
Molded-In Footwells
6" Deck Plate w/ Catbag
Tankwells w/ Bungee
Molded-In Side Handles
Bow & Stern Soft Touch Handles
Skid Plate
Stackable
Self-Bailing Scupper Holes



SPECS:

Length: 10' / 305 cm

Width: 26" / 66 cm

Boat Weight: 36 lbs / 16 kg

Max Capacity: 225 lbs / 102 kg

Deck Height: 13" / 33 cm

Cockpit Length: 39.5" / 100 cm

Cockpit Width: 22" / 56 cm

FEATURES:

Zone DLX Seat

Zone Knee / Thigh Pads

Keepers Foot Brace System

Stern Hatch

Bungee Deck Rigging

Kayak Karrier Handles

Stern Bulkhead



TRIBUTE 10.0

Roll up the yoga mat and take your workout to the outdoors! the tribute is specially engineered for smaller framed paddlers, but unlike others in its class, maintains performance and roomy comfort. With good tracking, maneuverability, and surprising speed, there's no better recreational kayak for that cardio exercise or a full day of paddling.



SPECS:

Length: 12' / 366 cm

Width: 24.5" / 62 cm

Boat Weight: 42 lbs / 19 kg

Max Capacity: 240 lbs / 109 kg

Deck Height: 13.5" / 34 cm

Cockpit Length: 35" / 89 cm

Cockpit Width: 19.5" / 49 cm

FEATURES:

Zone DLX Seat

Zone Knee / Thigh Pads

Keepers Foot Brace System

Stern Hatch

Bungee Deck Rigging w/ Reflective

Static Perimeter Safety Line

Kayak Karrier Handles

Stern Bulkhead



TRIBUTE 12.0

A kayak that is ergonomically engineered for women or small paddlers that also offers sporty performance used to be unheard of. today, the tribute 12.0 continues to gain popularity as people experience effortless paddling in a manageable kayak sized just right for them.



TRIBUTE 12.0 ULTRALITE

The Tribute is ergonomically engineered for women or smaller paddlers, offers sporty performance, and is now lighter and more manageable than ever with an Ultralite composite hull.



SPECS:

Length: 12' / 366 cm
Width: 24.5" / 62 cm
Boat Weight: 37 lbs / 17 kg
Max Capacity: 240 lbs / 109 kg
Deck Height: 13.5" / 34 cm
Cockpit Length: 35" / 89 cm
Cockpit Width: 19.5" / 49 cm

FEATURES:

Zone DLX Seat
Zone Knee / Thigh Pads
Keepers Foot Brace System
Stern Hatch
Bungee Deck Rigging w/ Reflective
Static Perimeter Safety Line
Kayak Carrier Handles
Stern Bulkhead



TRIUMPH 13.0

The Triumph is a breath of fresh air to the sit-on-top world, proving that performance is not something only offered in a sit-inside kayak. Evolved from the touring line, it is speedier and easier to paddle than other sit-on-top kayaks. The molded-in kid's seat, cup holder and ample flat locations add versatility and maintenance-free ease for fishing, camping, bird watching or any type of activity in the ocean swell, lakes, and rivers.



SPECS:

Length: 13'5" / 409 cm
Width: 29.5" / 75 cm
Boat Weight: 58 lbs / 26 kg
Max Capacity: 350 lbs / 159 kg
Deck Height: 15.75" / 40 cm
Cockpit Length: 53" / 135 cm
Cockpit Width: 22" / 56 cm

FEATURES:

Comfort Seating System (CSS)
Molded-In Footwells
Bow & Center Hatches
Tankwell w/ Bungee
Paddle Park
Molded-In Side Carry Handles
Bow & Stern Soft Touch Handles
Rudder Ready
Molded-In Cup Holder
Drain Plug
Self-Bailing Scupper Holes
Skid Plate
Thighstrap Attachment Loops



Light Touring Kayaks

A step beyond the performance and capacity limits of recreational kayaks, Perception light touring models are designed to keep you on the water longer. So go ahead, stay out and watch the sunset.

SPECS:

- Length: 12' / 366 cm
- Width: 26" / 66 cm
- Boat Weight: 49 lbs / 22 kg
- Max Capacity: 275 lbs / 125 kg
- Deck Height: 14.5" / 37 cm
- Cockpit Length: 39.5" / 100 cm
- Cockpit Width: 21.5" / 55 cm

FEATURES:

- Zone DLX Seat
- Zone Knee / Thigh Pads
- SlideLock Adjustable Foot Braces
- Bow & Stern Hatches
- Bungee Deck Rigging w/ Reflective Static Perimeter Safety Line
- Kayak Carrier Handles
- Bow & Stern Bulkheads



CAROLINA 12.0

From the popular Carolina series, this day or weekend tripper offers exceptional acceleration, stability, and speed in a soft chined, V-shaped hull. The 12-footer is easy to load while still offering plenty of dry storage to help you make the most of its versatile capabilities.



SPECS:

- Length: 14' / 427 cm
- Width: 24.5" / 62 cm
- Boat Weight: 53 lbs / 24 kg
- Max Capacity: 300 lbs / 136 kg
- Deck Height: 14.5" / 37 cm
- Cockpit Length: 39.5" / 100 cm
- Cockpit Width: 21.5" / 55 cm

FEATURES:

- Zone DLX Seat
- Zone Knee / Thigh Pads
- SlideLock Adjustable Foot Braces
- Bow & Stern Hatches
- Bungee Deck Rigging w/ Reflective Static Perimeter Safety Line
- Kayak Carrier Handles
- Bow & Stern Bulkheads



CAROLINA 14.0

A little more can take you a long way in this 14 foot Carolina. More speed and even better tracking compliments the added storage space for longer distances or extended weekend camping. The optional rudder keeps windy conditions from standing in the way of your destination by giving added control.



Touring Kayaks

The predictable yet advanced performance of Perception touring kayaks allows both beginner and advanced paddlers alike to see what's around the next bend. Surrendering to possibility never felt so liberating ... or fun.

EXPRESSION 14.5

The Expression 14.5 is for the adventure-seeker who wants the best of both touring and expedition kayaks: a fun, maneuverable day-kayak that remains stable and predictable when loaded down with gear. The up-swept bow nose and peaked deck shed water quickly, adding speed and performance to the design. Pair with the Expression 15 for perfect 'his' and 'hers' kayaks.



SPECS:

Length: 14'6" / 442 cm
Width: 23.25" / 59 cm
Boat Weight: 54 lbs / 25 kg
Max Capacity: 300 lbs / 136 kg
Deck Height: 13.5" / 34 cm
Cockpit Length: 35.25" / 90 cm
Cockpit Width: 19.5" / 50 cm

FEATURES:

Zone DLX Seat
Adjustable Padded Thigh Braces
Keepers Foot Brace System
Bow & Stern Hatches
Bungee Deck Rigging w/ Reflective
Static Perimeter Safety Line
Kayak Carrier Handles
Bow & Stern Bulkheads
TruTrak Adjustable Skeg System
Rudder Capable



EXPRESSION 15.0

Like its smaller sister, the Expression 15.0 offers forgiving handling and stability expected of a touring design with the performance of an expedition kayak. The progressive rocker offers maneuverable handling for confident paddling in tight, technical waters and coastlines, while the slightly larger cockpit and additional length make it a little faster and roomier than the 14.5.



SPECS:

Length: 15' / 456 cm
Width: 24" / 61 cm
Boat Weight: 57 lbs / 26 kg
Max Capacity: 325 lbs / 148 kg
Deck Height: 14.5" / 37 cm
Cockpit Length: 35.25" / 90 cm
Cockpit Width: 19.5" / 50 cm

FEATURES:

Zone DLX Seat
Adjustable Padded Thigh Braces
Keepers Foot Brace System
Bow & Stern Hatches
Bungee Deck Rigging w/ Reflective
Static Perimeter Safety Line
Kayak Carrier Handles
Bow & Stern Bulkheads
TruTrak Adjustable Skeg System
Rudder Capable



Fishing Kayaks

Fun on the water for the whole family – that's the Perception story. So what about the anglers in the family? Our angler packages on your favorite recreational kayaks get you to where the fish are with the outfitting you need to catch them! These boats offer all the versatility that everyone in your family needs for a perfect day on the water.

SPECS:

Length: 10' / 305 cm

Width: 29" / 74 cm

Boat Weight: 57 lbs / 26 kg

Max Capacity: 325 lbs / 147 kg

FEATURES:

Comfort Seating System (CSS)

Molded-In Footwells

Bow & Stern Day Hatches

Tankwell w/ Bungee

Comfort Carry Handles

Paddle Park

Flush Mount Rod Holders (2)

Scotty Bait Caster Rod Holder

3.5# Anchor Kit

Anchor Trolley



PESCADOR 10.0 ANGLER

A terrific all-around sit-on-top kayak for lakes, ponds and surf. At only 10,' this kayak is easy to transport but still stable enough for larger paddlers. A high performance, feature – rich boat that's great in value and perfect for your next angling adventure.



SPECS:

Length: 12' / 366 cm

Width: 28" / 71 cm

Boat Weight: 65 lbs / 29 kg

Max Capacity: 350 lbs / 159 kg

FEATURES:

Comfort Seating System (CSS)

Keepers Foot Brace System

Bow Hatch

Stern & Center Hatches

Tankwell w/ Bungee

Comfort Carry Handles

Paddle Park

Flush Mount Rod Holders (2)

Scotty Bait Caster Rod Holder

3.5# Anchor Kit

Anchor Trolley



PESCADOR 12.0 ANGLER

The Pescador 12.0 is the ultimate in versatile sit-on-top fishing kayaks. The multi-chine hull, broad shoulder and tracking keel creates a boat with maneuverability, glide and stability. Plenty of speed and capacity for all of your angling needs.



PESCADOR PRO 10.0

Serious fishing, serious fun. The Pescador Pro 10.0 is perfect for just about any water type and chock full of features to simply help you catch more fish. Compact, easy to transport and maneuver, yet with an unbelievable amount of capacity, the Pescador Pro 10.0 is a must-have for today's kayak fishing enthusiast.



SPECS:

Length: 10'6" / 323 cm
Width: 32" / 81 cm
Boat Weight: 57 lbs / 26 kg
Max Capacity: 325 lbs / 147 kg

FEATURES:

Pro Seat
Keepers Foot Brace System
Bow & Stern Day Hatches
Stern 5" Deck Plate
Tankwell w/ Bungee
Comfort Carry Handles & Paddle Park
Center Console
Bow Mesh Cover
Molded-In Rod Holders & Cupholder
Skid Plate
Transducer Scupper in Bow Tankwell
YakAttack GearTracs
Tackle Box Storage Area



PESCADOR PRO 12.0

The Pescador Pro 12.0 is a real fishing kayak for real enthusiasts with the performance attributes and fishing features discerning anglers have come to expect. Featuring a removable stadium-style seat, molded-in rod holders, recessed tackle box storage, accessory track system, and even a center console for rigging fish finder electronics.



SPECS:

Length: 12' / 365 cm
Width: 32.5" / 82 cm
Boat Weight: 64 lbs / 29 kg
Max Capacity: 375 lbs / 170 kg

FEATURES:

Pro Seat
Keepers Foot Brace System
Bow & Stern Day Hatches
Stern 5" Deck Plate
Tankwell w/ Bungee
Comfort Carry Handles & Paddle Park
Center Console
Bow Mesh Cover
Molded-In Rod Holders & Cupholder
Skid Plate
Transducer Scupper in Bow Tankwell
YakAttack GearTracs
Tackle Box Storage Area



SOUND 10.5 ANGLER

Adding to the Sound series, the Sound 10.5 continues to offer a feature rich sit-in at a friendly price. Built with the unique "stabilizer hull" designed to enhance tracking and create a stable feel, especially getting in and out of the boat. The Sound 10.5 features a redesigned dashboard for a tackle box and gear plus molded-in rod holders to help land your next big catch.



SPECS:

Length: 10'6" / 320 cm
Width: 29.5" / 75 cm
Boat Weight: 51 lbs / 23 kg
Max Capacity: 335 lbs / 152 kg
Deck Height: 15.75" / 40 cm
Cockpit Length: 56" / 142 cm
Cockpit Width: 23.75" / 60 cm

FEATURES:

Zone Seat
Zone Knee / Thigh Pads
Keepers Foot Brace System
Tankwell w/ Bungee
Molded Thru Handles
Molded-In Dashboard
Molded-In Rod Holders (2)
Tri-Keel Hull
Scotty Bait Caster Rod Holder
3.5# Anchor Kit
Anchor Trolley



SPECS:

Length: 11'6" / 351 cm

Width: 33" / 84 cm

Boat Weight: 65 lbs / 29 kg

Max Capacity: 500 lbs / 227 kg

Deck Height: 17" / 43 cm

FEATURES:

Two Tier Molded-In Seat

Molded-In Footwells

Center Day Hatch

Bow 8" Deck Plate

Tankwell w/ Bungee

Molded-In Side Handles

Bow & Stern Kayak Carrier Handles

Molded-In Rod Holders (4)

Molded-In Ruler

Stand Up Assist Strap



STRIKER 11.5

All the fun and control you would expect for recreation. A signature tri-hull offers great stability and accommodates a large weight capacity without compromising performance. All paddlers will appreciate the two comfortable seating options, stand-up assist strap, and more.



SPECS:

Length: 12'6" / 381 cm

Width: 28.5" / 72 cm

Boat Weight: 57 lbs / 26 kg

Max Capacity: 375 lbs / 170 kg

Deck Height: 15.75" / 40 cm

Cockpit Length: 67" / 170 cm

Cockpit Width: 23.5" / 60 cm

FEATURES:

Zone Seat

Zone Knee / Thigh Pads

Keepers Foot Brace System

Tankwell w/ Bungee

Molded Thru Handles

Molded-In Dashboard

Molded-In Rod Holders (2)

Tri-Keel Hull

Scotty Bait Caster Rod Holder

3.5# Anchor Kit

Anchor Trolley



SOUND 12.5 ANGLER

Designed as the largest boat in the Sound series, the Sound 12.5 offers paddlers plenty of room to move around and ample storage to bring your gear along for your fishing trip. Features include Scotty bait caster rod holder and anchor kit.




SUP

Perception has provided exceptional family experiences for 40 years and now are inviting even more people to have fun on the water in new ways with the exciting introduction of user-friendly Stand Up Paddle Boards. Adventure is calling – what are you waiting for?

JETTY 9'

Stand up and let adventure begin with the Jetty 9'. At a manageable length and easy-going features like a soft high-density foam deck, comfortable neoprene leash, adjustable aluminum paddle, and a durable yet soft fin for safety, this is the perfect Stand Up Paddle package sized just for kids.



SPECS:

Length: 9' / 274 cm
Width: 28" / 79 cm
Deck Height: 4.25" / 10 cm
Volume: 31 gal / 138 L

FEATURES:

9' JETTY STAND UP PADDLE BOARD
Soft high-density foam deck and rails for comfort safety
Durable heat laminated graphics
Slick, hard bottom for smooth glide
Finger well handle for easy carrying
Bungee tie down system for carrying gear

ADJUSTABLE PADDLE

Aluminum shaft
Adjusts from 69" - 85"
Fiberglass reinforced nylon blade

ANKLE LEASH

Rail saver webbing
Double swivel fittings
Comfortable neoprene padded ankle strap


CENTER FIN

Durable "soft" fin for safety
Stainless steel fin screw and plate



JETTY 11'

Now the whole family can experience the fun and excitement of Stand Up Paddle Boarding with the Jetty 11'. The longer length allows you to carry gear, a child or even the family dog, and features a durable yet soft deck, a slick hard bottom for smooth glide, and a LiftSUP® handle for easy transport.



SPECS:

Length: 11' / 335 cm
Width: 32" / 79 cm
Deck Height: 4.75" / 13 cm
Volume: 48 gal / 214 L

FEATURES:

11' JETTY STAND UP PADDLE BOARD
Soft high-density foam deck and rails for comfort safety
Durable heat laminated graphics
Slick, hard bottom for smooth glide
LiftSUP® handle for easy carrying
Bungee tie down system for carrying gear

ADJUSTABLE PADDLE

Aluminum shaft
Adjusts from 69" - 85"
Fiberglass reinforced nylon blade

ANKLE LEASH

Rail saver webbing
Double swivel fittings
Comfortable neoprene padded ankle strap

CENTER FIN

Durable "soft" fin for safety
Stainless steel fin screw and plate



Outfitting

SEATING SYSTEMS



ZONE® BASIC SEATING SYSTEM

An ergonomic seating system designed with breathable, quick-drying materials and featuring a contoured adjustable backrest for maximum comfort and all-day paddling.



COMFORT SEATING SYSTEM (CSS)

Lightweight EVA foam seat pads and contoured, padded seat backs provide exceptional grip and comfort for pushing performance limits.



ZONE® DLX SEATING SYSTEM

Patented, multiple adjustment options for ultimate ergonomic support and fit for the touring paddler. Easily tuned components include flexible wings, leg support and backrest.



SIT-ON-TOP SEAT

Adjustable, padded seat pad with high padded seat back for extra comfort.



ZONE® EXP SEATING SYSTEM


Trek to parts unknown without the punishment in our expedition grade outfitting. Patented, adjustable leg support, thigh braces, flexible wings, and back band are ergonomically designed for all day comfort.



PRO SEAT

The Pro Seat is a new removable stadium-style seat with two seating positions – upright and recline – that can move on the fly with a molded-in accessory track recess in the Pescador Pro.

FOOTBRACES



KEEPERS™ FOOT BRACES

Durable footpegs reposition smoothly to one of many length settings by reaching forward with your hands to engage the track. Featured on most sit-on-top and rudder models.



SLIDELOCK™ FOOT BRACES

The SlideLock Footbrace system is easy to access from inside the boat. Find the black plastic rod that is on the side of the cockpit extending from the footbrace. Lift it up and slide forward or back so your foot is resting comfortably on the footpeg and there is a slight bend in your leg. Release the rod to drop into position locking the footbrace.


HATCHES



DUAL DENSITY HATCH COVERS

Durable push-on hatch covers make gear access easier than ever, while offering a true-fitting seal for exceptionally watertight storage.

HANDLES



KAYAK KARRIER HANDLES

Hand fatigue is a thing of the past with the ergonomic Kayak Karrier handles designed to provide a secure, comfortable grip for your hand during every portage.



COMFORT CARRY HANDLES

Comfortable handles conform to your hand, while the durable design ensures secure carrying of your kayak from one adventure to the next for years to come.

RUDDERS



RUDDER READY MODELS

Many models ship "rudder ready" with internal tubing that houses rudder cables pre-installed for simple, rapid addition of after-market rudder kits.

ACCESSORIES



HARMONY

Get the most of the kayaking experience with accessories and outfitting. Harmony offers a full selection of gear, from sprayskirts, to personal flotation, to dry storage and much more.

harmonygear.com

SKEG



TRU TRAK SKEG SYSTEMS

Durable construction and hydrofoil shape offer more efficient water mending for an overall improved paddling performance when deployed. The TruTrak Adjustable and TruTrak Premium skieg system enclosures have also been reengineered for even more durability.



ADVENTURE TECHNOLOGY

Don't let your paddle deter you from having a quality experience with your Perception kayak. Adventure Technology's line of ergonomic, high performance paddles will complement your Perception to perfection.

atpaddles.com

BOAT SPECS - HOW WE GET THEM, WHAT THEY MEAN

WEIGHT

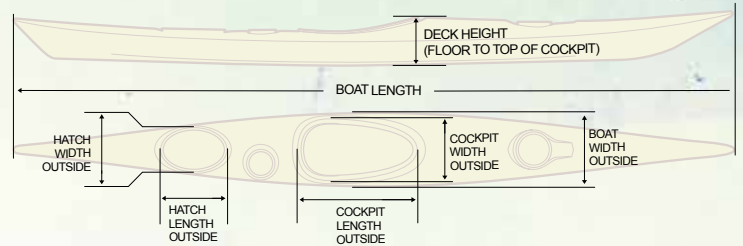
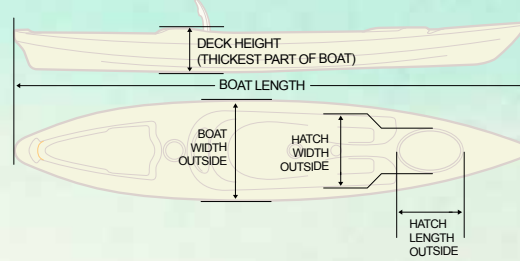
Based on a fully assembled boat including all outfitting. (NOTE: Other companies may not include outfitting in their weight specifications.)

CAPACITY

Field tests determine each model's capacity, with maximum being the greatest load the model can carry and still perform under typical conditions.

DIMENSIONS

Measured at points indicated by the accompanying diagrams.






ROTO-MOLDED COLORS




-  Lime
-  Red
-  Moss Camo
-  Red Tiger Camo
-  Roxie
-  Sea Spray
-  Starburst
-  Sunset





FISHING COLORS

-  Moss Camo
-  Red Tiger Camo
-  Sunset

ULTRALITE COLORS

-  Lime
-  Tangelo
-  Turquoise

SUP BOARD COLORS

-  Blue
-  Lime

Colors may vary slightly from those shown in catalog. Color combinations (Moss Camo, Red Tiger Camo, Roxie, Seaspray, Starburst, and Sunset) will vary from those shown in catalog and are unique for each boat we produce. Variations in color are not covered by warranty.

Polyethylene expands and contracts with changes in temperature and humidity. Actual dimensions can vary from those shown in the Specifications Chart due to molding process and/or exposure to extreme hot or cold temperatures. Slight variations are not covered by warranty.

Specifications and features are subject to change.

All Perception kayaks are designed and manufactured in the U.S.A. and are covered by 3-Year Limited Warranty. Some limitations apply. Visit perceptionkayaks.com for full details.

BOAT	LENGTH (FEET / CM)	WIDTH (FEET / CM)	WEIGHT (LBS / KG)	CAPACITY (LBS / KG)	DECK HEIGHT (FEET / CM)	COCKPIT / SEAT WELL LENGTH	COCKPIT / SEAT WELL WIDTH	STERN HATCH / TANKWELL LENGTH (FEET / CM)	STERN HATCH / TANKWELL WIDTH (FEET / CM)	BOW HATCH / TANKWELL LENGTH (FEET / CM)	BOW HATCH / TANKWELL WIDTH (FEET / CM)	VOLUME (GAL / L)
Access 9.5	9' / 108	31" / 79	42 / 19	250 / 113	19.5" / 49.5	50" / 138	18" / 52	-	-	7" / 18	11" / 28	-
Access 11.5	11'6" / 347	31" / 79	55 / 25	300 / 136	18.75" / 48	55" / 140	19.5" / 50	-	-	-	-	-
Carolina 12.0	12" / 366	26" / 66	49 / 22	275 / 125	14.5" / 37	39.5" / 100	21.5" / 55	17" / 43	12" / 30	10.5" / 27	10.5" / 27	-
Carolina 14.0	14' / 427	24.5" / 62	53 / 24	300 / 136	14.5" / 37	39.5" / 100	21.5" / 55	17" / 43	12" / 30	10.5" / 27	10.5" / 27	-
Conduit 9.5	9'6" / 290	29" / 74	39 / 18	250 / 113	-	42.25" / 107	22" / 56	-	-	-	-	-
Conduit 12.0	12'2" / 371	27.5" / 70	49 / 22	275 / 125	-	56" / 142	22" / 56	17" / 43	12" / 30	-	-	-
Conduit 13.0	13' / 396	26.5" / 67	51 / 23	295 / 134	12" / 30	38" / 97	21" / 53	17" / 43	12" / 30	10.5" / 27	10.5" / 27	-
Conduit 14.0 T	14'3" / 434	33.25" / 84	80 / 36	650 / 295	13.75" / 35	86.75" / 220	24.5" / 62	10.5" / 27	10.5" / 27	-	-	-
Expression 11.5	11'7" / 353	25.75" / 65	44 / 20	250 / 114	14.5" / 37	36" / 91	20.25" / 51	17" / 43	12" / 30	-	-	-
Expression 14.5	14'6" / 442	23.25" / 59	54 / 25	300 / 136	13.5" / 34	35.25" / 90	19.5" / 50	17" / 43	12" / 30	10.5" / 27	10.5" / 27	-
Expression 15.0	15' / 456	24" / 61	57 / 26	325 / 148	14.5" / 37	35.25" / 90	19.5" / 50	17" / 43	12" / 30	10.5" / 27	10.5" / 27	-
Impulse 10.0	10' / 305	29.5" / 75	44 / 20	275 / 125	16.5" / 42	54.25" / 138	23.25" / 59	23" / 58	16.25" / 41	-	-	-
Jetty 9	9' / 274	28" / 79	-	-	4.25" / 10	-	-	-	-	-	-	31 / 138
Jetty 11	11' / 335	32" / 79	-	-	4.75" / 13	-	-	-	-	-	-	48 / 214
Pescador 10.0	10' / 305	29" / 74	52 / 24	325 / 147	-	-	-	-	-	10.5" / 27	10.5" / 27	-
Pescador 10.0 Angler	10' / 305	29" / 74	57 / 26	325 / 147	-	-	-	-	-	10.5" / 27	10.5" / 27	-
Pescador 12.0	12' / 366	28" / 71	60 / 27	350 / 159	-	-	-	-	-	17" / 43	12" / 30	-
Pescador 12.0 Angler	12' / 366	28" / 71	65 / 29	350 / 159	-	-	-	-	-	17" / 43	12" / 30	-
Pescador 13.0 T	13' / 396	34" / 86	69 / 31	500 / 227	15" / 38	-	-	-	-	-	-	-
Pescador PRO 100	10'6" / 287	32" / 81	57 / 26	325 / 147	14" / 36	21" / 53	21" / 53	24" / 61	19" / 48	17" / 43	19" / 48	-
Pescador PRO 120	12' / 365	32.5" / 82	64 / 29	375 / 170	14.5" / 37	21" / 53	21" / 53	32" / 81	19" / 48	22" / 56	19" / 48	-
Prodigy XS	10' / 305	23" / 58	26 / 12	150 / 68	10.5" / 26	28" / 71	18" / 46	-	-	-	-	-
Prodigy 10.0	10' / 305	29.5" / 75	42 / 19	275 / 125	15.25" / 39	51" / 130	23" / 58	-	-	-	-	-
Prodigy 12.0	12'2" / 369	27.25" / 69	53 / 24	350 / 159	15.25" / 39	51" / 130	23" / 58	17" / 43	12" / 30	-	-	-
Cove 13.5	13'6" / 411	28.5" / 72	55 / 25	450 / 205	14.75" / 37	80" / 203	20" / 51	17" / 43	12" / 30	-	-	-
Cove 14.5 T	14'6" / 442	31.25" / 79	71 / 31	550 / 249	15.75" / 40	90" / 229	22.75" / 58	10.5" / 27	10.5" / 27	-	-	-
Rambler 9.5	9'6" / 290	32" / 81	47 / 21	250 / 113	13.1" / 33	-	-	-	-	-	-	-
Rambler 13.5 T	13'6" / 412	34" / 86	78 / 35	550 / 249	15.5" / 39	-	-	-	-	-	-	-
Sound 9.5	9'6" / 290	28" / 71	38 / 17	300 / 136	13.1" / 33	56" / 142	22" / 56	-	-	-	-	-
Sound 10.5	10'6" / 320	29.5" / 75	46 / 21	335 / 152	15.75" / 40	56" / 142	23.75" / 60	-	-	-	-	-
Sound 10.5 Angler	10'6" / 320	29.5" / 75	51 / 23	335 / 152	15.75" / 40	56" / 142	23.75" / 60	-	-	-	-	-
Sound 12.5	12'6" / 381	28.5" / 72	52 / 24	375 / 170	15.75" / 40	67" / 170	23.5" / 60	-	-	-	-	-
Sound 12.5 Angler	12'6" / 381	28.5" / 72	57 / 26	375 / 170	15.75" / 40	67" / 170	23.5" / 60	-	-	-	-	-
Striker 11.5	11'6" / 347	33" / 84	65 / 29	500 / 227	17" / 43	-	-	-	-	-	-	-
Tribe 9.5	9'5" / 287	31.25" / 79	46 / 21	300 / 136	16.25" / 41	53" / 135	20.5" / 52	29" / 74	16" / 41	18.5" / 47	12.5" / 32	-
Tribe 11.5	11'5" / 348	30.25" / 77	52 / 24	350 / 159	16" / 41	53" / 135	19" / 48	40" / 102	16" / 41	31" / 79	14.5" / 37	-
Tribe 13.5 T	13'5" / 408	33.75" / 86	67 / 30	500 / 226	17" / 43	B: 52 / 132 S: 46.5" / 118	B: 22 / 56 S: 20" / 51	21.5" / 55	14.5" / 37	20.5" / 52	12" / 30	-
Tribute 10.0	10' / 305	26" / 66	36 / 16	225 / 102	13" / 33	39.5" / 100	22" / 56	10.5" / 27	10.5" / 27	-	-	-
Tribute 12.0	12' / 366	24.5" / 62	42 / 19	240 / 109	13.5" / 34	35" / 89	19.5" / 49	10.5" / 27	10.5" / 27	-	-	-
Tribute 12.0 UL	12' / 366	24.5" / 62	37 / 17	240 / 109	13.5" / 34	35" / 89	19.5" / 49	10.5" / 27	10.5" / 27	-	-	-
Triumph 13.0	13'5" / 409	29.5" / 75	58 / 26	350 / 159	15.75" / 40	53" / 135	22" / 56	38" / 97	15" / 38	17" / 43	12" / 30	-

GLOBAL HEADQUARTERS

PERCEPTION
575 Mauldin Road, Suite 200
Greenville, SC 29607

Tel.: 888-525-2925
Fax: 888-373-1220
PerceptionKayaks.com

INTERNATIONAL

ARGENTINA, URUGUAY
Broni S.A.
E-mail: info@perceptionkayaks.com.ar

AUSTRALIA
Paddle Pro
Tel. +61 (0) 3 9546 7486
E-mail: sales@paddlepro.com.au

CHILE
Rivers, Lakes, Oceans
Tel: +56 9 85403329
E-mail: ian@riverslakesoceans.com

COSTA RICA
Rivers, Lakes, Oceans
Tel. +506 833 6205
E-mail: riverslakesoceans@gmail.com

HONG KONG
Sai Sha Water Sports
Tel. + (852)2792-8307
E-mail: info@sai-sha.com

JAPAN
Mont Bell
Tel. +81 (0) 6 6531 4765
E-mail: int@montbell.com

MEXICO
Boat Box
Tel: +52 (551866) 4020
E-mail: boatbox@boatbox.com.mx

NEW ZEALAND
Ferg's Kayaks
Tel: +64 (0) 4499 8898
E-mail: retailwn@fergskayaks.co.nz

PANAMA
Panama Paddle Center
Tel. +(507) 390 3748
E-mail: info@paddlepanama.com

PORTUGAL
Emboscada
Organizacao De Eventos, LDA
Rua Dr. Inocencio Osorio
Lopes Gondim 11
Vila Nova De Gaia, 4430-662
Tel. 351-917384954
E-mail: nunomaximo@waterfall.pt

SOUTH AFRICA
Canoe & Kayak World
Tel: +27 (0)11 807-8111
E-mail: info@canoekayak.co.za

SOUTH KOREA
Songkang Canoe School
Tel. +82 33 461 1659
E-mail: paddler66@naver.com

THAILAND
Outdoor Heaven
Tel. +6681 817 2118
E-mail: tatrawee@thailandoutdoor.com

UNITED KINGDOM, EUROPE
Perception Kayaks
Tel: +44 1825 765 891
E-mail: info@perception.co.uk

VENEZUELA
Adrenalina Deportes
Tel: +58 (212) 762 2284
E-mail: servicioalcliente@adrenalina.com

