



**perception<sup>®</sup>**

2015 PRODUCT GUIDE



# Recreational Kayaks

The story behind our recreational kayaks is simple – fun on the water for everyone. Our recreational kayaks offer the kind of speed, control and comfort you might not expect, with the manageability and stability you do. It's amazing how simplicity can be so interesting.

## SPECS:

Length: 11'6" / 347 cm  
Width: 31" / 79 cm  
Boat Weight: 55 lbs / 25 kg  
Max Capacity: 300 lbs / 136 kg  
Deck Height: 18.75" / 48 cm  
Cockpit Length: 55" / 140 cm  
Cockpit Width: 19.5" / 50 cm

## FEATURES:

Padded High Back Mold-In Seat  
Molded-In Footwells  
Center Hatch  
Bow & Stern Tankwell w/ Bungee  
Mold-In Side Handles  
Mold Thru Bow & Stern Handles  
Skid Plate



## ACCESS 11.5

A sporty, fast paddling sit-on-top kayak that offers plenty of top quality features at a great value. Includes molded-in high seat back and legflitter ergonomically designed with comfort in mind, fishing rod holders and center console for extra storage and fishing accessories. The perfect choice for lakes, bays and slow rivers.



## SPECS:

Length: 9'6" / 290 cm  
Width: 29" / 74 cm  
Boat Weight: 39 lbs / 18 kg  
Max Capacity: 250 lbs / 113 kg  
Cockpit Length: 42.25" / 107 cm  
Cockpit Width: 22" / 56 cm

## FEATURES:

Zone Seat  
Zone Knee / Thigh Pads  
Keepers Foot Brace System  
Bungee Deck Rigging  
Kayak Karrier Handles



## CONDUIT 9.5

With performance perfect for fun-loving first timers, the smallest kayak in the Conduit family is also the most nimble. With its unique design, it still cuts through water and tracks very well, giving it exceptional acceleration and speed for its size. With plenty of knee room, it's a comfortable ride that is ideal for lakes and ponds.



## SPECS:

Length: 12'2" / 371 cm  
Width: 27.5" / 70 cm  
Boat Weight: 49 lbs / 22 kg  
Max Capacity: 275 lbs / 125 kg  
Cockpit Length: 56" / 142 cm  
Cockpit Width: 22" / 56 cm

## FEATURES:

Zone Seat  
Zone Knee / Thigh Pads  
Keepers Foot Brace System  
Stern Hatch  
Bungee Deck Rigging  
Kayak Karrier Handles  
Stern Bulkhead



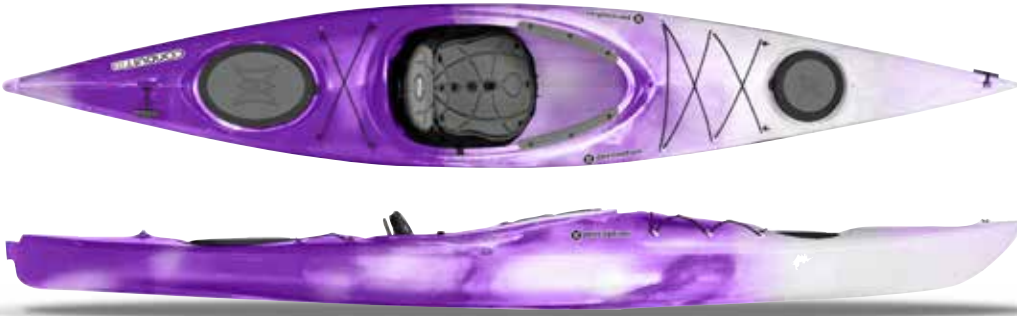
## CONDUIT 12.0

The Conduit 12.0 provides more stability, straighter tracking, and increased speed. The added stern hatch and rear bulkhead afford additional storage capacity and the opportunity for even longer day or weekend trips.



## CONDUIT 13.0

Freedom means plenty of room for comfort and performance to go where you want. The Conduit 13.0 is a paddler-friendly and unrestricted kayak with enough stability for beginners to feel confident on a leisurely cruise, but features speed and tracking loved by those wanting longer paddles. A great boat for touring lazy rivers or doing some exploration on smaller lakes.



### SPECS:

Length: 13' / 396 cm  
Width: 26.5" / 67 cm  
Boat Weight: 51 lbs / 23 kg  
Max Capacity: 295 lbs / 134 kg  
Deck Height: 12" / 30 cm  
Cockpit Length: 38" / 97 cm  
Cockpit Width: 21" / 53 cm

### FEATURES:

Zone Seat  
Zone Knee / Thigh Pads  
Keepers Foot Brace System  
Bow & Stern Hatches  
Bungee Deck Rigging  
Kayak Carrier Handles  
Bow & Stern Bulkheads



## CONDUIT 14.0T

This great paddling and multi-dimensional tandem kayak offers acclaimed performance for families, kayaking duos, or even paddling solo. With quick acceleration and good speed for longer trips, it features comfortable outfitting to settle in for the haul. Great on flatwater, this tandem is also nimble in slow moving water environments, as well. Easily reconfigure the layout for both tandem and solo paddling.



### SPECS:

Length: 14'3" / 434 cm  
Width: 33.25" / 84 cm  
Boat Weight: 80 lbs / 36 kg  
Max Capacity: 650 lbs / 295 kg  
Deck Height: 13.75" / 35 cm  
Cockpit Length: 86.75" / 220 cm  
Cockpit Width: 24.5" / 62 cm

### FEATURES:

Adjustable Tandem Seating  
Keepers Foot Brace System  
Stern Hatch  
Bungee Deck Rigging  
Kayak Carrier Handles  
Stern Bulkhead  
Roto-molded Kids Seat



## COVE 13.5

Four-legged friends, welcome! The Cove 13.5 is the industry's first true companion kayak. The unique over-sized cockpit, comfortable seating system and removable kid's seat (sold separately) make it ideal for paddling with a child, a dog or extra gear on calm, open water. The Cove 13.5 is versatile and built for stability, just the way a modern family needs it to be.



### SPECS:

Length: 13'6" / 411 cm  
Width: 28.5" / 72 cm  
Boat Weight: 55 lbs / 25 kg  
Max Capacity: 450 lbs / 205 kg  
Deck Height: 14.75" / 37 cm  
Cockpit Length: 80" / 203 cm  
Cockpit Width: 20" / 51 cm

### FEATURES:

Zone Seat  
Zone Knee / Thigh Pads  
Keepers Foot Brace System  
Stern Hatch  
Bow & Stern Bungee Deck Rigging  
Kayak Carrier Handles  
Stern Bulkhead  
Rudder Capable  
Skid Plate & Paddle Park



**SPECS:**

Length: 14'6" / 442 cm  
Width: 31.25" / 79 cm  
Boat Weight: 71 lbs / 31 kg  
Max Capacity: 550 lbs / 249 kg  
Deck Height: 15.75" / 40 cm  
Cockpit Length: 90" / 229 cm  
Cockpit Width: 22.75" / 58 cm

**FEATURES:**

Zone Seat  
Zone Knee / Thigh Pads  
Keepers Foot Brace System  
Stern Hatch  
Bow & Stern Bungee Deck Rigging  
Kayak Karrier Handles  
Stern Bulkhead  
Rudder Capable  
Skid Plate



## COVE 14.5T

More than a kayak with extra seats, the Cove 14.5T is a completely unique experience with families and partners in mind. Outfitting features a pair of ergonomic and comfortable seats with thigh padding and multiple adjustment options for both paddlers, including a movable bow seat that adjusts to pets, kids, or even for solo paddling. With performance on par with the swift and speedy Cove 13.5, it's the tandem everyone's been asking for!



**SPECS:**

Length: 9'6" / 290 cm  
Width: 28" / 71 cm  
Boat Weight: 38 lbs / 17 kg  
Max Capacity: 300 lbs / 136 kg  
Deck Height: 13.1" / 33 cm  
Cockpit Length: 56" / 142 cm  
Cockpit Width: 22" / 56 cm

**FEATURES:**

Zone Seat  
Zone Knee / Thigh Pads  
Keepers Foot Brace System  
Tankwell w/ Bungee  
Kayak Karrier Handles  
Molded-In Dashboard  
Tri-Keel Hull



## SOUND 9.5

The Sound's unique "stabilizer hull" is designed to enhance tracking and make this boat very stable, especially while getting in or out of the kayak. It has a large cockpit opening providing plenty of room to maneuver and access your gear. The Sound also has a molded-in tray in the cockpit to keep fishing tackle and other items accessible.



**SPECS:**

Length: 10'6" / 320 cm  
Width: 29.5" / 75 cm  
Boat Weight: 46 lbs / 21 kg  
Max Capacity: 335 lbs / 152 kg  
Deck Height: 15.75" / 40 cm  
Cockpit Length: 56" / 142 cm  
Cockpit Width: 23.75" / 60 cm

**FEATURES:**

Zone Seat  
Zone Knee / Thigh Pads  
Keepers Foot Brace System  
Tankwell w/ Bungee  
Mold Thru Handles  
Molded-In Dashboard  
Molded-In Rod Holders (2)  
Tri-Keel Hull



## SOUND 10.5

Adding to the Sound series, the Sound 10.5 continues to offer a feature rich sit-in at a friendly price. Built with the unique "stabilizer hull" designed to enhance tracking and create a stable feel, especially getting in and out of the boat. The Sound 10.5 features a redesigned dashboard for a tackle box and gear plus molded-in rod holders to help land your next big catch.



## SOUND 12.5

Designed as the largest boat in the Sound series, the Sound 12.5 offers paddlers plenty of room to move around and ample storage to bring your gear along for your trip. Features include a molded-in cup holder and separate storage trays for easy access.



### SPECS:

Length: 12'6" / 381 cm  
Width: 28.5" / 72 cm  
Boat Weight: 52 lbs / 24 kg  
Max Capacity: 375 lbs / 170 kg  
Deck Height: 15.75" / 40 cm  
Cockpit Length: 67" / 170 cm  
Cockpit Width: 23.5" / 60 cm

### FEATURES:

Zone Seat  
Zone Knee / Thigh Pads  
Keepers Foot Brace System  
Tankwell w/ Bungee  
Mold Thru Handles  
Molded-In Dashboard  
Molded-In Rod Holders (2)  
Tri-Keel Hull



## PESCADOR 10.0

A terrific all-around sit-on-top kayak for lakes, ponds and surf. At only 10 ft, this kayak is easy to transport but still stable enough for larger paddlers. A high performance, feature rich boat at a great value.



### SPECS:

Length: 10' / 305 cm  
Width: 29" / 74 cm  
Boat Weight: 52 lbs / 24 kg  
Max Capacity: 325 lbs / 147 kg


### FEATURES:

Comfort Seating System (CSS)  
Molded-In Footwells  
Bow Hatch  
Stern Day Hatch  
Tankwell w/ Bungee  
Comfort Carry Handles  
Paddle Park



## PESCADOR 12.0

A renowned performer, the Pescador 12.0 is the ultimate in versatile sit-on-top kayaks. The multi-chine hull, broad shoulder and tracking keel creates a boat with maneuverability, glide and stability. Plenty of speed and capacity for any size paddler to enjoy a full day on the water.



### SPECS:

Length: 12' / 366 cm  
Width: 28" / 71 cm  
Boat Weight: 60 lbs / 27 kg  
Max Capacity: 350 lbs / 159 kg

### FEATURES:

Comfort Seating System (CSS)  
Keepers Foot Brace System  
Bow Hatch  
Stern & Center Day Hatches  
Tankwell w/ Bungee  
Comfort Carry Handles  
Paddle Park



**SPECS:**

Length: 13' / 396 cm  
Width: 34" / 86 cm

Boat Weight: 69 lbs / 31 kg  
Max Capacity: 500 lbs / 227 kg  
Deck Height: 15" / 38 cm

**FEATURES:**

- Comfort Seating System (CSS)
- Molded-In Kid's Seat
- Molded-In Footwells
- Bow & Stern Day Hatches
- Bow & Stern Tankwells w/ Bungee
- Kayak Karrier Handles
- Paddle Park



## PESCADOR 13.0T

Proving that a roomy tandem doesn't have to sacrifice solid performance, this sit-on-top can fit almost any team comfortably, even a team of one.



**SPECS:**

Length: 11'6" / 351 cm  
Width: 33" / 84 cm

Boat Weight: 65 lbs / 29 kg  
Max Capacity: 500 lbs / 227 kg  
Deck Height: 17" / 43 cm

**FEATURES:**

- Two Tier Molded-In Seat
- Molded-In Footwells
- Center Day Hatch
- Bow 8" Deck Plate
- Tankwell w/ Bungee
- Molded-In Side Handles
- Bow & Stern Kayak Karrier Handles
- Molded-In Rod Holders (4)
- Molded-In Ruler
- Stand Up Assist Strap



## STRIKER 11.5

All the fun and control you would expect for recreation. A signature tri-hull offers great stability and accommodates a large weight capacity without compromising performance. All paddlers will appreciate the two comfortable seating options, stand-up assist strap, and more.



**SPECS:**

Length: 9'6" / 290 cm  
Width: 32" / 81 cm

Boat Weight: 47 lbs / 21 kg  
Max Capacity: 250 lbs / 113 kg  
Deck Height: 13.1" / 33 cm

**FEATURES:**

- Molded-In Seat
- Sit-On-Top Seat
- Molded-In Footwells
- Tankwell w/ Bungee
- Molded-In Side Handles
- Bow & Stern Kayak Karrier Handles



## RAMBLER 9.5

This playful sit-on-top is easy to paddle for fun seekers of all ages and skill levels in lakes, ocean bays, light surf or even slow rivers. Light and easy to manage, the Rambler is still packed with features. The center console is perfect for fishing accessories; a roomy tankwell holds plenty of gear, and a recessed storage tray offers more access right at your fingertips.



## RAMBLER 13.5T

Everything you enjoyed about the Rambler can now be shared with a paddling buddy. This feature rich sit-on-top offers a roomy tankwell and recessed storage trays to help keep everything within reach. Perfect for all skill levels and can be used on lakes, ocean bays, light surf or even slow moving rivers.



### SPECS:

Length: 13'6" / 412 cm  
Width: 34" / 86 cm  
Boat Weight: 78 lbs / 35 kg  
Max Capacity: 550 lbs / 249 kg  
Deck Height: 15.5" / 39 cm

### FEATURES:

Molded-In Seat  
Sit-On-Top Seats (2)  
Molded-In Footwells  
Tankwell w/ Bungee  
Mold Thru Side Handles  
Bow & Stern Kayak Carrier Handles



## TRIBE 9.5

The Tribe 9.5 is an affordable, easy-going, great looking sit-on-top that performs terrifically in surf and rough ocean conditions, but is also speedy and maneuverable on flat water and lazy rivers. With side handles built-in, plus additional bow and stern handles, carrying and car topping is a breeze.



### SPECS:

Length: 9'5" / 287 cm  
Width: 31.25" / 79 cm  
Boat Weight: 46 lbs / 21 kg  
Max Capacity: 300 lbs / 136 kg  
Deck Height: 16.25" / 41 cm  
Cockpit Length: 53" / 135 cm  
Cockpit Width: 20.5" / 52 cm

### FEATURES:

Comfort Seating System (CSS)  
Molded-In Footwells  
6" Deck Plate w/ Catbag  
Tankwells w/ Bungee  
Molded-In Side Handles  
Bow & Stern Soft Touch Handles  
Skid Plate  
Stackable  
Self-Bailing Scupper Holes



## TRIBE 11.5

A great all-around sit-on-top for almost any sized paddler, the added length on the Tribe 11.5 gives a boost of speed, extra storage and even adventure potential over the smaller size. Beginners and veterans will find the Tribe a joy to paddle in both choppy and flat water like lakes and lazy rivers.



### SPECS:

Length: 11'5" / 348 cm  
Width: 30.25" / 77 cm  
Boat Weight: 52 lbs / 24 kg  
Max Capacity: 350 lbs / 159 kg  
Deck Height: 16" / 41 cm  
Cockpit Length: 53" / 135 cm  
Cockpit Width: 19" / 48 cm

### FEATURES:

Comfort Seating System (CSS)  
Molded-In Footwells  
6" Deck Plate w/ Catbag  
Tankwells w/ Bungee  
Molded-In Side Handles  
Bow & Stern Soft Touch Handles  
Skid Plate  
Stackable  
Self-Bailing Scupper Holes



**SPECS:**

Length: 13'5" / 408 cm  
Width: 33.75" / 86 cm  
Boat Weight: 67 lbs / 30 kg  
Max Capacity: 500 lbs / 226 kg  
Deck Height: 17" / 43 cm  
Cockpit Length: Bow 52" / 132 cm  
Stern 46.5" / 118 cm  
Cockpit Width: Bow 22" / 56 cm  
Stern 20" / 51 cm

**FEATURES:**

Comfort Seating System (CSS)  
Molded-In Seat  
Molded-In Footwells  
6" Deck Plate w/ Catbag  
Tankwells w/ Bungee  
Molded-In Side Handles  
Bow & Stern Soft Touch Handles  
Skid Plate  
Stackable  
Self-Bailing Scupper Holes



## TRIBE 13.5

Three is company in the Tribe 13.5 tandem. The versatile sit-on-top design features a three-seat configuration for up to two adults and a small child or pet. Other features include self-bailing scupper tubes and bow and stern storage areas with bungees to safely secure backpacks, picnic baskets, and coolers. You also have the option to paddle solo from the center seat – it's up to you!



**SPECS:**

Length: 13'5" / 409 cm  
Width: 29.5" / 75 cm  
Boat Weight: 58 lbs / 26 kg  
Max Capacity: 350 lbs / 159 kg  
Deck Height: 15.75" / 40 cm  
Cockpit Length: 53" / 135 cm  
Cockpit Width: 22" / 56 cm

**FEATURES:**

Comfort Seating System (CSS)  
Molded-In Footwells  
Bow & Center Hatches  
Tankwell w/ Bungee  
Paddle Park  
Molded-In Side Carry Handles  
Bow & Stern Soft Touch Handles  
Rudder Ready  
Molded-In Cup Holder  
Drain Plug  
Self-Bailing Scupper Holes  
Skid Plate  
Thighstrap Attachment Loops



## TRIUMPH 13.0

The Triumph is a breath of fresh air to the sit-on-top world, proving that performance is not something only offered in a sit-inside kayak. Evolved from the touring line, it is speedier and easier to paddle than other sit-on-top kayaks. The molded-in kid's seat, cup holder and ample flat locations add versatility and maintenance-free ease for fishing, camping, bird watching or any type of activity in the ocean swell, lakes, and rivers.



**SPECS:**

Length: 10' / 305 cm  
Width: 29.5" / 75 cm  
Boat Weight: 44 lbs / 20 kg  
Max Capacity: 275 lbs / 125 kg  
Deck Height: 16.5" / 42 cm  
Cockpit Length: 54.25" / 138 cm  
Cockpit Width: 23.25" / 59 cm

**FEATURES:**

Zone DLX Seating  
Zone Knee / Thigh Pads  
Keepers Foot Brace System  
Bungee Deck Rigging  
Molded-In Bow & Stern Handles  
Molded-In Dashboard w/ Bungee  
Tankwell w/ Self-Bailing Scupper Holes  
Molded-In Cup Holder



## IMPULSE 10.0

When it comes to versatility and simplicity, the Impulse is the best value around. From fishing to bird watching or just a relaxing day cruise, this comfortable and light-weight kayak is the perfect fit for the on-the-go lifestyle. It's stable and zippy on all kinds of flatwater, packed with durable features like a self-draining tankwell, gear tray, and cupholder that you'd expect to find on pricier kayaks. The hardest part is picking your favorite color. The Impulse is ready to go, just get in!





## PRODIGY XS

A welcome addition to the Prodigy family of kayaks, this modest sized, light-weight recreational boat makes it the perfect choice for smaller paddlers seeking feature-rich options at an affordable price. With a focus on comfort, the Prodigy XS incorporates the Zone EXP Back Band with a Zone Seat Pad plus Zone Knee Pads for even more comfort and control!



### SPECS:

Length: 10' / 305 cm  
 Width: 23" / 58 cm  
 Boat Weight: 26 lbs / 12 kg  
 Max Capacity: 150 lbs / 68 kg  
 Deck Height: 10.5" / 26 cm  
 Cockpit Length: 28" / 71 cm  
 Cockpit Width: 18" / 46 cm

### FEATURES:

Zone EXP Back Band  
 Zone Seat Pad  
 Zone Knee / Thigh Pads  
 Keepers Foot Brace System  
 Bow Bungee Deck Rigging  
 Kayak Carrier Handles



## PRODIGY 10.0

This is what made recreational kayaking such a popular outdoor pastime. From lakes to slow-moving rivers, the no hassle Prodigy 10.0 is ready to get on the water, easy to throw on your car and store. It's affordable to, so there's nothing keeping you from your active lifestyle. Top of the line seating and storage systems make the Prodigy 10.0 one of the most comfortable and best performing kayaks in its class.



### SPECS:

Length: 10' / 305 cm  
 Width: 29.5" / 75 cm  
 Boat Weight: 42 lbs / 19 kg  
 Max Capacity: 275 lbs / 125 kg  
 Deck Height: 15.25" / 39 cm  
 Cockpit Length: 51" / 130 cm  
 Cockpit Width: 23" / 58 cm

### FEATURES:

Zone DLX Seat  
 Zone Knee / Thigh Pads  
 Keepers Foot Brace System  
 Stern Hatch  
 Bungee Deck Rigging  
 Kayak Carrier Handles  
 Stern Bulkhead  
 Skid Plate



## PRODIGY 12.0

Explore what's a little further from land - load up the water-tight storage compartment for that all-day trip in a Prodigy 12.0. Or maybe just relax and bring your bird watching or fishing gear. Efficient performance and exceptional comfort help you make the most of any day.



### SPECS:

Length: 12'2" / 369 cm  
 Width: 27.25" / 69 cm  
 Boat Weight: 53 lbs / 24 kg  
 Max Capacity: 350 lbs / 159 kg  
 Deck Height: 15.25" / 39 cm  
 Cockpit Length: 51" / 130 cm  
 Cockpit Width: 23" / 58 cm

### FEATURES:

Zone DLX Seat  
 Zone Knee / Thigh Pads  
 Keepers Foot Brace System  
 Stern Hatch  
 Bungee Deck Rigging  
 Comfort Carry Handles  
 Stern Bulkhead  
 Skid Plate  
 Paddle Park



# Touring Kayaks

Discover abounding possibilities and expanding environments in one of our touring kayaks. Predictable yet advanced performance takes beginners or experts a step beyond recreational kayaks. Surrendering to possibility never felt so liberating...or fun.

## SPECS:

Length: 12' / 366 cm  
Width: 26" / 66 cm  
Boat Weight: 49 lbs / 22 kg  
Max Capacity: 275 lbs / 125 kg  
Deck Height: 14.5" / 37 cm  
Cockpit Length: 39.5" / 100 cm  
Cockpit Width: 21.5" / 55 cm

## FEATURES:

Zone DLX Seat  
Zone Knee / Thigh Pads  
SlideLock Adjustable Foot Braces  
Bow & Stern Hatches  
Bungee Deck Rigging w/  
Reflective Static Perimeter Safety Line  
Kayak Carrier Handles  
Bow & Stern Bulkheads



## CAROLINA 12.0

From the popular Carolina series, this day or weekend tripper offers exceptional acceleration, stability, and speed in a soft chined, V-shaped hull. The 12-footer is easy to load while still offering plenty of dry storage to help you make the most of its versatile capabilities.



## SPECS:

Length: 14' / 427 cm  
Width: 24.5" / 62 cm  
Boat Weight: 53 lbs / 24 kg  
Max Capacity: 300 lbs / 136 kg  
Deck Height: 14.5" / 37 cm  
Cockpit Length: 39.5" / 100 cm  
Cockpit Width: 21.5" / 55 cm

## FEATURES:

Zone DLX Seat  
Zone Knee / Thigh Pads  
SlideLock Adjustable Foot Braces  
Bow & Stern Hatches  
Bungee Deck Rigging w/  
Reflective Static Perimeter Safety Line  
Kayak Carrier Handles  
Bow & Stern Bulkheads



## CAROLINA 14.0

A little more can take you a long way in this 14 foot Carolina. More speed and even better tracking compliments the added storage space for longer distances or extended weekend camping. The optional rudder keeps windy conditions from standing in the way of your destination by giving added control.



## EXPRESSION 11.5

For anyone seeking a stylish, comfortable boat to take out for an afternoon paddle, the Expression 11.5 is the ideal answer. A sleek cross between a recreational and touring kayak, the Expression 11.5 features a stable and maneuverable design that is built to handle a multitude of water environments — from lakes and ponds to slow rivers and mild coastal waters.



### SPECS:

Length: 11'7" / 353 cm  
Width: 25.75" / 65 cm  
Boat Weight: 44 lbs / 20 kg  
Max Capacity: 250 lbs / 114 kg  
Deck Height: 14.5" / 37 cm  
Cockpit Length: 36" / 91 cm  
Cockpit Width: 20.25" / 51 cm

### FEATURES:

Zone DLX Seat  
Adjustable Padded Thigh Braces  
Keepers Foot Brace System  
Stern Hatch  
Bungee Deck Rigging w/ Reflective  
Static Perimeter Safety Line  
Kayak Karrier Handles  
Stern Bulkhead  
TruTrak Adjustable Skeg System  
Rudder Capable



## EXPRESSION 14.5

The Expression 14.5 is for the adventure-seeker who wants the best of both touring and expedition kayaks: a fun, maneuverable day-kayak that remains stable and predictable when loaded down with gear. The up-swept bow nose and peaked deck shed water quickly, adding speed and performance to the design. Pair with the Expression 15 for perfect 'his' and 'hers' kayaks.



### SPECS:

Length: 14'6" / 442 cm  
Width: 23.25" / 59 cm  
Boat Weight: 54 lbs / 25 kg  
Max Capacity: 300 lbs / 136 kg  
Deck Height: 13.5" / 34 cm  
Cockpit Length: 35.25" / 90 cm  
Cockpit Width: 19.5" / 50 cm

### FEATURES:

Zone DLX Seat  
Adjustable Padded Thigh Braces  
Keepers Foot Brace System  
Bow & Stern Hatches  
Bungee Deck Rigging w/ Reflective  
Static Perimeter Safety Line  
Kayak Karrier Handles  
Bow & Stern Bulkheads  
TruTrak Adjustable Skeg System  
Rudder Capable



## EXPRESSION 15.0

Like its smaller sister, the Expression 15.0 offers forgiving handling and stability expected of a touring design with the performance of an expedition kayak. The progressive rocker offers maneuverable handling for confident paddling in tight, technical waters and coastlines, while the slightly larger cockpit and additional length make it a little faster and roomier than the 14.5.



### SPECS:

Length: 15' / 456 cm  
Width: 24" / 61 cm  
Boat Weight: 57 lbs / 26 kg  
Max Capacity: 325 lbs / 148 kg  
Deck Height: 14.5" / 37 cm  
Cockpit Length: 35.25" / 90 cm  
Cockpit Width: 19.5" / 50 cm

### FEATURES:

Zone DLX Seat  
Adjustable Padded Thigh Braces  
Keepers Foot Brace System  
Bow & Stern Hatches  
Bungee Deck Rigging w/ Reflective  
Static Perimeter Safety Line  
Kayak Karrier Handles  
Bow & Stern Bulkheads  
TruTrak Adjustable Skeg System  
Rudder Capable



**SPECS:**

Length: 10' / 305 cm  
Width: 26" / 66 cm

Boat Weight: 36 lbs / 16 kg  
Max Capacity: 225 lbs / 102 kg  
Deck Height: 13" / 33 cm  
Cockpit Length: 39.5" / 100 cm  
Cockpit Width: 22" / 56 cm

**FEATURES:**

Zone DLX Seat  
Zone Knee / Thigh Pads  
Keepers Foot Brace System  
Stern Hatch  
Bungee Deck Rigging  
Kayak Karrier Handles  
Stern Bulkhead



## TRIBUTE 10.0

Roll up the yoga mat and take your workout to the outdoors! the tribute is specially engineered for smaller framed paddlers, but unlike others in its class, maintains performance and roomy comfort. With good tracking, maneuverability, and surprising speed, there's no better recreational kayak for that cardio exercise or a full day of paddling.



**SPECS:**

Length: 12' / 366 cm  
Width: 24.5" / 62 cm

Boat Weight: 42 lbs / 19 kg  
Max Capacity: 240 lbs / 109 kg  
Deck Height: 13.5" / 34 cm  
Cockpit Length: 35" / 89 cm  
Cockpit Width: 19.5" / 49 cm

**FEATURES:**

Zone DLX Seat  
Zone Knee / Thigh Pads  
Keepers Foot Brace System  
Stern Hatch  
Bungee Deck Rigging w/ Reflective  
Static Perimeter Safety Line  
Kayak Karrier Handles  
Stern Bulkhead



## TRIBUTE 12.0

A kayak that is ergonomically engineered for women or small paddlers that also offers sporty performance used to be unheard of. today, the tribute 12.0 continues to gain popularity as people experience effortless paddling in a manageable kayak sized just right for them.



**SPECS:**

Length: 12' / 366 cm  
Width: 24.5" / 62 cm

Boat Weight: 37 lbs / 17 kg  
Max Capacity: 240 lbs / 109 kg  
Deck Height: 13.5" / 34 cm  
Cockpit Length: 35" / 89 cm  
Cockpit Width: 19.5" / 49 cm

**FEATURES:**

Zone DLX Seat  
Zone Knee / Thigh Pads  
Keepers Foot Brace System  
Stern Hatch  
Bungee Deck Rigging w/ Reflective  
Static Perimeter Safety Line  
Kayak Karrier Handles  
Stern Bulkhead



## TRIBUTE 12.0 ULTRALITE

The Tribute is ergonomically engineered for women or smaller paddlers, offers sporty performance, and is now lighter and more manageable than ever with an Ultralite composite hull.



# Angling Kayaks

Fun on the water for the whole family – that's the Perception story. So what about the anglers in the family? Our angler packages on your favorite recreational kayaks get you to where the fish are with the outfitting you need to catch them! These boats offer all the versatility that everyone in your family needs for a perfect day on the water.

## RAMBLER 9.5 ANGLER

Rock and roll and stay in control with the Rambler! This playful sit-on-top is easy to paddle for fun seekers of all ages and skill levels in lakes, ocean bays, light surf or even slow rivers. Now equipped with all of your angling needs such as a Scotty Rod Holder and Anchor Trolley.



### SPECS:

Length: 9'6" / 290 cm  
Width: 32" / 81 cm  
Boat Weight: 52 lbs / 23 kg  
Max Capacity: 250 lbs / 113 kg  
Deck Height: 13.1" / 33 cm

### FEATURES:

Molded-In Seat  
Sit-On-Top Seat  
Molded-In Footwells  
Tankwell w/ Bungee  
Molded-In Handles  
Bow & Stern Kayak Carrier Handles  
Paddle Park  
Flush Mount Rod Holders (2)  
Scotty Bait Caster Rod Holder  
3.5# Anchor Kit  
Anchor Trolley



## STRIKER 11.5 ANGLER

All the fun and control you would expect for recreation, but specifically designed with the angler in mind. A signature tri-hull offers great stability for anglers who prefer stand-up casting and accommodates a large weight capacity without compromising performance. A generous tankwell for gear and molded-in rod holders make this the angler's choice for chasing fish on flat or slow moving water. All paddlers will appreciate the two comfortable seating options, stand-up assist strap, and more.



### SPECS:

Length: 11'6" / 351 cm  
Width: 33" / 84 cm  
Boat Weight: 70 lbs / 32 kg  
Max Capacity: 500 lbs / 227 kg  
Deck Height: 17" / 43 cm

### FEATURES:

Two Tier Molded-In Seat  
Molded-In Footwells  
Center Day Hatch  
Bow 8" Deck Plate  
Tankwell w/ Bungee  
Molded-In Side Handles  
Bow & Stern Kayak Carrier Handles  
Molded-In Rod Holders (4)  
Molded-In Ruler  
Stand Up Assist Strap  
Scotty Bait Caster Rod Holder  
3.5# Anchor Kit  
Anchor Trolley



**SPECS:**

Length: 10' / 305 cm  
Width: 29" / 74 cm

Boat Weight: 57 lbs / 26 kg  
Max Capacity: 325 lbs / 147 kg

**FEATURES:**

Comfort Seating System (CSS)  
Molded-In Footwells  
Bow & Stern Day Hatches  
Tankwell w/ Bungee  
Comfort Carry Handles  
Paddle Park  
Flush Mount Rod Holders (2)  
Scotty Bait Caster Rod Holder  
3.5# Anchor Kit  
Anchor Trolley



## PESCADOR 10.0 ANGLER

A terrific all-around sit-on-top kayak for lakes, ponds and surf. At only 10,' this kayak is easy to transport but still stable enough for larger paddlers. A high performance, feature – rich boat that's great in value and perfect for your next angling adventure.



**SPECS:**

Length: 12' / 366 cm  
Width: 28" / 71 cm

Boat Weight: 65 lbs / 29 kg  
Max Capacity: 350 lbs / 159 kg

**FEATURES:**

Comfort Seating System (CSS)  
Keepers Foot Brace System  
Bow Hatch  
Stern & Center Hatches  
Tankwell w/ Bungee  
Comfort Carry Handles  
Paddle Park  
Flush Mount Rod Holders (2)  
Scotty Bait Caster Rod Holder  
3.5# Anchor Kit  
Anchor Trolley



## PESCADOR 12.0 ANGLER

The Pescador 12.0 is the ultimate in versatile sit-on-top fishing kayaks. The multi-chine hull, broad shoulder and tracking keel creates a boat with maneuverability, glide and stability. Plenty of speed and capacity for all of your angling needs.



**SPECS:**

Length: 9'6" / 290 cm  
Width: 28" / 71 cm

Boat Weight: 43 lbs / 19 kg  
Max Capacity: 300 lbs / 136 kg

Deck Height: 13.1" / 33 cm

Cockpit Length: 56" / 142 cm

Cockpit Width: 22" / 56 cm

**FEATURES:**

Zone Seat  
Zone Knee / Thigh Pads  
Keepers Foot Brace System  
Tankwell w/ Bungee  
Kayak Karrier Handles  
Molded-In Dashboard  
Tri-Keel Hull  
Flush Mount Rod Holders (2)  
Scotty Bait Caster Rod Holder  
3.5# Anchor Kit  
Anchor Trolley



## SOUND 9.5 ANGLER

The Sound's unique "stabilizer hull" is designed to enhance tracking and make this boat very stable, especially while fishing. It has a large cockpit opening providing plenty of room to maneuver and access your gear. The Sound also has a molded-in tray in the cockpit to keep fishing items accessible. The Scotty bait caster and flush mounted rod holders round out this angler dream package.



## SOUND 10.5 ANGLER

Adding to the Sound series, the Sound 10.5 continues to offer a feature rich sit-in at a friendly price. Built with the unique "stabilizer hull" designed to enhance tracking and create a stable feel, especially getting in and out of the boat. The Sound 10.5 features a redesigned dashboard for a tackle box and gear plus molded-in rod holders to help land your next big catch.



### SPECS:

Length: 10'6" / 320 cm  
Width: 29.5" / 75 cm  
Boat Weight: 51 lbs / 23 kg  
Max Capacity: 335 lbs / 152 kg  
Deck Height: 15.75" / 40 cm  
Cockpit Length: 56" / 142 cm  
Cockpit Width: 23.75" / 60 cm

### FEATURES:

Zone Seat  
Zone Knee / Thigh Pads  
Keepers Foot Brace System  
Tankwell w/ Bungee  
Molded Thru Handles  
Molded-In Dashboard  
Molded-In Rod Holders (2)  
Tri-Keel Hull  
Scotty Bait Caster Rod Holder  
3.5# Anchor Kit  
Anchor Trolley



## SOUND 12.5 ANGLER

Designed as the largest boat in the Sound series, the Sound 12.5 offers paddlers plenty of room to move around and ample storage to bring your gear along for your fishing trip. Features include Scotty bait caster rod holder and anchor kit.



### SPECS:

Length: 12'6" / 381 cm  
Width: 28.5" / 72 cm  
Boat Weight: 57 lbs / 26 kg  
Max Capacity: 375 lbs / 170 kg  
Deck Height: 15.75" / 40 cm  
Cockpit Length: 67" / 170 cm  
Cockpit Width: 23.5" / 60 cm

### FEATURES:

Zone Seat  
Zone Knee / Thigh Pads  
Keepers Foot Brace System  
Tankwell w/ Bungee  
Molded Thru Handles  
Molded-In Dashboard  
Molded-In Rod Holders (2)  
Tri-Keel Hull  
Scotty Bait Caster Rod Holder  
3.5# Anchor Kit  
Anchor Trolley



## ACCESS 11.5 ANGLER

Designed with comfort in mind, the Access 11.5 Angler features a padded, high-back molded-in seat, molded-in footwells and an ergonomically designed leg lifter. There is plenty of storage space for your fishing gear with a center hatch and bow and stern tankwell. Molded-in rod holders round out this great fishing kayak.



### SPECS:

Length: 11'6" / 347 cm  
Width: 31" / 79 cm  
Boat Weight: 60 lbs / 27 kg  
Max Capacity: 300 lbs / 136 kg  
Deck Height: 18.75" / 48 cm  
Cockpit Length: 55" / 140 cm  
Cockpit Width: 19.5" / 50 cm

### FEATURES:

Padded High Back Molded-In Seat  
Molded-In Footwells  
Center Hatch  
Bow & Stern Tankwells w/ Bungee  
Molded-In Side Handles  
Mold Thru Bow & Stern Handles  
Paddle Park  
Flush Mount Rod Holders (2)  
Scotty Bait Caster Rod Holder  
Skid Plate



# Outfitting

## SEATING SYSTEMS



### ZONE® BASIC SEATING SYSTEM

An ergonomic seating system designed with breathable, quick-drying materials and featuring a contoured adjustable backrest for maximum comfort and all-day paddling.



### COMFORT SEATING SYSTEM (CSS)

Lightweight EVA foam seat pads and contoured, padded seat backs provide exceptional grip and comfort for pushing performance limits.



### ZONE® DLX SEATING SYSTEM

Patented, multiple adjustment options for ultimate ergonomic support and fit for the touring paddler. Easily tuned components include flexible wings, leg support and backrest.



### SIT-ON-TOP SEAT

Adjustable, padded seat pad with high padded seat back for extra comfort.



### ZONE® EXP SEATING SYSTEM

Trek to parts unknown without the punishment in our expedition grade outfitting. Patented, adjustable leg support, thigh braces, flexible wings, and back band are ergonomically designed for all day comfort.

## FOOTBRACES



### KEEPERS™ FOOT BRACES

Durable footpegs reposition smoothly to one of many length settings by reaching forward with your hands to engage the track. Featured on most sit-on-top and rudder models.



### SLIDELOCK™ FOOT BRACES

The SlideLock Footbrace system is easy to access from inside the boat. Find the black plastic rod that is on the side of the cockpit extending from the footbrace. Lift it up and slide forward or back so your foot is resting comfortably on the footpeg and there is a slight bend in your leg. Release the rod to drop into position locking the footbrace.

## HATCHES



### DUAL DENSITY HATCH COVERS

Durable push-on hatch covers make gear access easier than ever, while offering a true-fitting seal for exceptionally watertight storage.



## HANDLES




### SOFT TOUCH HANDLES

Ergonomic handle conforms to the shape of your hand. The soft rubber underside delivers a secure and comfortable grip for easy loading, unloading, and carrying of your kayak.



### COMFORT CARRY HANDLES

Comfortable handles conform to your hand, while the durable design ensures secure carrying of your kayak from one adventure to the next for years to come.



### KAYAK KARRIER HANDLES

Hand fatigue is a thing of the past with the ergonomic Kayak Karrier handles designed to provide a secure, comfortable grip for your hand during every portage.

## RUDDERS



### RUDDER READY MODELS

Many models ship "rudder ready" with internal tubing that houses rudder cables pre-installed for simple, rapid addition of after-market rudder kits.

## ACCESSORIES



### HARMONY

Get the most of the kayaking experience with accessories and outfitting. Harmony offers a full selection of gear, from sprayskirts, to personal flotation, to dry storage and much more.

[harmonygear.com](http://harmonygear.com)

## SKEG



### TRU TRAK SKEG SYSTEMS

Durable construction and hydrofoil shape offer more efficient water mending for an overall improved paddling performance when deployed. The TruTrak Adjustable and TruTrak Premium skieg system enclosures have also been reengineered for even more durability.



### ADVENTURE TECHNOLOGY

Don't let your paddle deter you from having a quality experience with your Perception kayak. Adventure Technology's line of ergonomic, high performance paddles will complement your Perception to perfection.

[atpaddles.com](http://atpaddles.com)



### BOMBER GEAR

Premium sprayskirts and dry technical apparel for whitewater, touring, and SUP. Features material bonding techniques that set the standard in innovation and durability.

[bombergear.com](http://bombergear.com)

BOAT	LENGTH (FEET / CM)	WIDTH (FEET / CM)	WEIGHT (LBS / KG)	CAPACITY (LBS / KG)	DECK HEIGHT (FEET / CM)	COCKPIT / SEAT WELL LENGTH	COCKPIT / SEAT WELL WIDTH	STERN HATCH / TANKWELL LENGTH (FEET / CM)	STERN HATCH / TANKWELL WIDTH (FEET / CM)	BOW HATCH / TANKWELL LENGTH (FEET / CM)	BOW HATCH / TANKWELL WIDTH (FEET / CM)
Access 11.5	11'6" / 347	31" / 79	55 / 25	300 / 136	18.75" / 48	55" / 140	19.5" / 50	-	-	-	-
Access 11.5 Angler	11'6" / 347	31" / 79	60 / 27	300 / 136	18.75" / 48	55" / 140	19.5" / 50	-	-	-	-
Carolina 12.0	12" / 366	26" / 66	49 / 22	275 / 125	14.5" / 37	39.5" / 100	21.5" / 55	17" / 43	12" / 30	10.5" / 27	10.5" / 27
Carolina 14.0	14' / 427	24.5" / 62	53 / 24	300 / 136	14.5" / 37	39.5" / 100	21.5" / 55	17" / 43	12" / 30	10.5" / 27	10.5" / 27
Conduit 9.5	9'6" / 290	29" / 74	39 / 18	250 / 113	-	42.25" / 107	22" / 56	-	-	-	-
Conduit 12.0	12'2" / 371	27.5" / 70	49 / 22	275 / 125	-	56" / 142	22" / 56	17" / 43	12" / 30	-	-
Conduit 13.0	13' / 396	26.5" / 67	51 / 23	295 / 134	12" / 30	38" / 97	21" / 53	17" / 43	12" / 30	10.5" / 27	10.5" / 27
Conduit 14.0 T	14'3" / 434	33.25" / 84	80 / 36	650 / 295	13.75" / 35	86.75" / 220	24.5" / 62	10.5" / 27	10.5" / 27	-	-
Expression 11.5	11'7" / 353	25.75" / 65	44 / 20	250 / 114	14.5" / 37	36" / 91	20.25" / 51	17" / 43	12" / 30	-	-
Expression 14.5	14'6" / 442	23.25" / 59	54 / 25	300 / 136	13.5" / 34	35.25" / 90	19.5" / 50	17" / 43	12" / 30	10.5" / 27	10.5" / 27
Expression 15.0	15' / 456	24" / 61	57 / 26	325 / 148	14.5" / 37	35.25" / 90	19.5" / 50	17" / 43	12" / 30	10.5" / 27	10.5" / 27
Impulse 10.0	10' / 305	29.5" / 75	44 / 20	275 / 125	16.5" / 42	54.25" / 138	23.25" / 59	23" / 58	16.25" / 41	-	-
Pescador 10.0	10' / 305	29" / 74	52 / 24	325 / 147	-	-	-	-	-	10.5" / 27	10.5" / 27
Pescador 10.0 Angler	10' / 305	29" / 74	57 / 26	325 / 147	-	-	-	-	-	10.5" / 27	10.5" / 27
Pescador 12.0	12' / 366	28" / 71	60 / 27	350 / 159	-	-	-	-	-	17" / 43	12" / 30
Pescador 12.0 Angler	12' / 366	28" / 71	65 / 29	350 / 159	-	-	-	-	-	17" / 43	12" / 30
Pescador 13.0 T	13' / 396	34" / 86	69 / 31	500 / 227	15" / 38	-	-	-	-	-	-
Prodigy XS	10' / 305	23" / 58	26 / 12	150 / 68	10.5" / 27	28" / 71	18" / 46	-	-	-	-
Prodigy 10.0	10' / 305	29.5" / 75	42 / 19	275 / 125	15.25" / 39	51" / 130	23" / 58	-	-	-	-
Prodigy 12.0	12'2" / 369	27.25" / 69	53 / 24	350 / 159	15.25" / 39	51" / 130	23" / 58	17" / 43	12" / 30	-	-
Cove 13.5	13'6" / 411	28.5" / 72	55 / 25	450 / 205	14.75" / 37	80" / 203	20" / 51	17" / 43	12" / 30	-	-
Cove 14.5 T	14'6" / 442	31.25" / 79	71 / 31	550 / 249	15.75" / 40	90" / 229	22.75" / 58	10.5" / 27	10.5" / 27	-	-
Rambler 9.5	9'6" / 290	32" / 81	47 / 21	250 / 113	13.1" / 33	-	-	-	-	-	-
Rambler 9.5 Angler	9'6" / 290	32" / 81	52 / 23	250 / 113	11'6" / 347	-	-	-	-	-	-
Rambler 13.5 T	13'6" / 411	34" / 86	78 / 35	550 / 249	15.5" / 39	-	-	-	-	-	-
Sound 9.5	9'6" / 290	28" / 71	38 / 17	300 / 136	13.1" / 33	56" / 142	22" / 56	-	-	-	-
Sound 9.5 Angler	9'6" / 290	28" / 71	43 / 19	300 / 136	13.1" / 33	56" / 142	22" / 56	-	-	-	-
Sound 10.5	10'6" / 320	29.5" / 75	46 / 21	335 / 152	15.75" / 40	56" / 142	23.75" / 60	-	-	-	-
Sound 10.5 Angler	10'6" / 320	29.5" / 75	51 / 23	335 / 152	15.75" / 40	56" / 142	23.75" / 60	-	-	-	-
Sound 12.5	12'6" / 381	28.5" / 72	52 / 24	375 / 170	15.75" / 40	67" / 170	23.5" / 60	-	-	-	-
Sound 12.5 Angler	12'6" / 381	28.5" / 72	57 / 26	375 / 170	15.75" / 40	67" / 170	23.5" / 60	-	-	-	-
Striker 11.5	11'6" / 347	33" / 84	65 / 29	500 / 227	17" / 43	-	-	-	-	-	-
Striker 11.5 Angler	11'6" / 351	33" / 84	70 / 32	500 / 227	17" / 43	-	-	-	-	-	-
Tribe 9.5	9'6" / 287	31.25" / 79	48 / 21	300 / 136	16.25" / 41	53" / 135	20.5" / 52	29" / 74	16" / 41	18.5" / 47	12.5" / 32
Tribe 11.5	11'5" / 348	30.25" / 77	52 / 24	350 / 159	16" / 41	53" / 135	19" / 48	40" / 102	16" / 41	31" / 79	14.5" / 37
Tribe 13.5 T	13'5" / 408	33.75" / 86	67 / 30	500 / 227	17" / 43	B: 52 / 132 S: 46.5" / 118	B: 22 / 56 S: 20" / 51	21.5" / 55	14.5" / 37	20.5" / 52	12" / 30
Tribute 10.0	10' / 305	26" / 66	36 / 16	225 / 102	13" / 33	39.5" / 100	22" / 58	10.5" / 27	10.5" / 27	-	-
Tribute 12.0	12' / 366	24.5" / 62	42 / 19	240 / 109	13.5" / 34	35" / 89	19.5" / 49	10.5" / 27	10.5" / 27	-	-
Tribute 12.0 UL	12' / 366	24.5" / 62	37 / 17	240 / 109	13.5" / 34	35" / 89	19.5" / 49	10.5" / 27	10.5" / 27	-	-
Triumph 13.0	13'5" / 409	29.5" / 75	58 / 26	350 / 159	15.75" / 40	53" / 135	22" / 56	38" / 97	15" / 38	17" / 43	12" / 30

## BOAT SPECS - HOW WE GET THEM, WHAT THEY MEAN

### WEIGHT

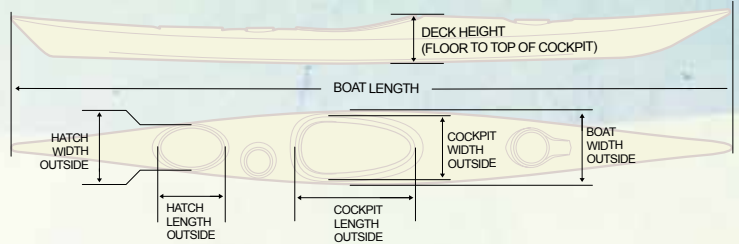
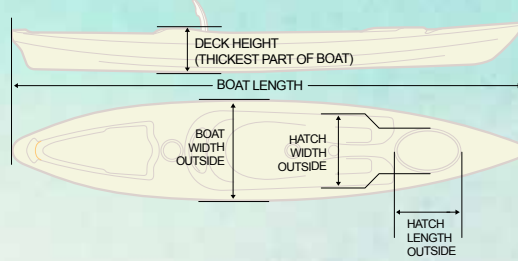
Based on a fully assembled boat including all outfitting. (NOTE: Other companies may not include outfitting in their weight specifications.)

### CAPACITY

Field tests determine each model's capacity, with maximum being the greatest load the model can carry and still perform under typical conditions.

### DIMENSIONS

Measured at points indicated by the accompanying diagrams.






## ROTO-MOLDED COLORS

-  Lime
-  Red
-  Sand
-  Turquoise
-  Saffron
-  Lime/Yellow
-  Red/Yellow
-  Purple/White
-  Sea Spray
-  Turquoise/White
-  Camo
-  Moss Camo



## ULTRALITE COLORS

-  Lime
-  Red
-  Mango

Colors may vary slightly from those shown in catalog. Color combinations (Lime/Yellow, Red/Yellow, Purple/White, Sea Spray, Turquoise/White, Camo, and Moss Camo) will vary from those shown in catalog and are unique for each boat we produce. Variations in color are not covered by warranty.

Polyethylene expands and contracts with changes in temperature and humidity. Actual dimensions can vary from those shown in the Specifications Chart due to molding process and/or exposure to extreme hot or cold temperatures. Slight variations are not covered by warranty.

Specifications and features are subject to change.

All Perception kayaks are designed and manufactured in the U.S.A. and are covered by 3-Year Limited Warranty. Some limitations apply. Visit [perceptionkayaks.com](http://perceptionkayaks.com) for full details.

## GLOBAL HEADQUARTERS

PERCEPTION  
575 Mauldin Road, Suite 200  
Greenville, SC 29607

Tel.: 888-525-2925  
Fax: 888-373-1220  
PerceptionKayaks.com

## INTERNATIONAL

### VENEZUELA

Adrenalina Deportes  
Tel: +58 (212) 762 2284  
E-mail: [servicioalcliente@adrenalina.com](mailto:servicioalcliente@adrenalina.com)

### SOUTH AFRICA

Canoe & Kayak World  
Tel: +27 (0)11 807-8111  
E-mail: [info@canoekayak.co.za](mailto:info@canoekayak.co.za)

### UNITED KINGDOM, EUROPE

Perception Kayaks  
Tel: +44 1825 765 891  
E-mail: [info@perception.co.uk](mailto:info@perception.co.uk)

### JAPAN

Mont Bell  
Tel. +81 (0) 6 6531 4765  
E-mail: [int@montbell.com](mailto:int@montbell.com)

### AUSTRALIA

Paddle Pro  
Tel. +61 (0) 3 9546 7486  
E-mail: [sales@paddlepro.com.au](mailto:sales@paddlepro.com.au)

### MEXICO

Boat Box  
Tel: +52 (551866) 4020  
E-mail: [boatbox@boatbox.com.mx](mailto:boatbox@boatbox.com.mx)

### CHILE

Rivers, Lakes, Oceans  
Tel: +56 9 85403329  
E-mail: [ian@riverslakesoceans.com](mailto:ian@riverslakesoceans.com)

### HONG KONG

Sai Sha Water Sports  
Tel. + (852)2792-8307  
E-mail: [info@sai-sha.com](mailto:info@sai-sha.com)

### ARGENTINA, URUGUAY

Broni S.A.  
E-mail: [info@perceptionkayaks.com.ar](mailto:info@perceptionkayaks.com.ar)

### NEW ZEALAND

Ferg's Kayaks  
Tel: +64 (0) 4499 8898  
E-mail: [retailwn@fergskayaks.co.nz](mailto:retailwn@fergskayaks.co.nz)

### COSTA RICA

Rivers, Lakes, Oceans  
Tel. +506 833 6205  
E-mail: [riverslakesoceans@gmail.com](mailto:riverslakesoceans@gmail.com)

### SOUTH KOREA

Songkang Canoe School  
Tel. +82 33 461 1659  
E-mail: [paddler66@naver.com](mailto:paddler66@naver.com)

### PANAMA

Panama Paddle Center  
Tel. +(507) 390 3748  
E-mail: [info@paddlepanama.com](mailto:info@paddlepanama.com)

### THAILAND

Outdoor Heaven  
Tel. +6681 817 2118  
E-mail: [tatravee@thailandoutdoor.com](mailto:tatravee@thailandoutdoor.com)

