



# perception

*40th Anniversary Edition*





# How to choose a kayak

When choosing your perfect kayak, there are many factors to take into consideration. We recommend talking to your local Perception dealer to help with this decision. Information provided here will help you understand the main differences between kayak categories and steer you in the right direction.

## PADDLING STYLE

Where do you want to kayak and what will you be doing? Perception kayaks fall into 3 categories. Each category has the right combination of size options, outfitting, gear storage and performance features for the intended uses outlined below.

### FACTORS TO CONSIDER

#### WHERE TO PADDLE

#### WHAT TO DO

#### WHO THEY SUIT

### SIT-ON TOP

The freedom experienced when paddling a sit-on top provides a safe and fun option for both inland and coastal paddling: beaches, bays, lakes, canals and slow moving rivers.

Playing at the beach, exploring the next bay, a spot of fishing or a trip up the canal, sit-on tops make it all possible.

Great for sharing - their versatility enables all abilities to benefit from paddling a sit-on. A must have for any sun worshipper.

### RECREATIONAL

Open cockpits provide easy access and roomy comfort. Ideal for paddling sheltered inland waters: canals, small lakes and slow moving rivers.

An adventure with family and friends will be a joy in these spacious and nimble kayaks.

Easy handling and confidence building stability ensures anyone can take to the water and appreciate their surroundings.

### TOURING & SEA

Premium performance and control allow touring and sea kayaks to go further and explore open waters: ocean, bays, lakes, canals and slow moving rivers.

Tuned efficiency for paddling further or for longer, turns day or weekend trips and expeditions into a breeze.

More streamlined designs and a positive fit will suit those looking for performance or progression in their paddling experiences.

Our heritage of performance, dependability, and versatility is born out of our respect for our customers and for the outdoors.

We know that with the right kayak you can write a story worth telling, with moments worth sharing. We want those moments to be available to everyone.

That's why we make the best quality models at a value unmatched by any other in the industry.



**GO TO [WWW.PERCEPTION.CO.UK](http://WWW.PERCEPTION.CO.UK)**

Explore our website to get extra information on each of our kayaks and our range of accessories. Find the details of your local Perception Dealer for further support and advice.





# PERFORMANCE CHARACTERISTICS

There are a variety of design factors affecting performance and many kayaks share features with more than one category. The chart below is a general guide and will help you compare how you want to paddle with the typical performance attributes of each category relative to the others. They are not a reflection of any specific model's capabilities.

CHARACTERISTIC	SIT-ON TOP	RECREATIONAL	TOURING & SEA
STABILITY	*****	*****	****
SPEED	***	****	*****
TRACKING	****	****	*****
MANOEUVRABILITY	*****	****	***
COMFORT	****	*****	*****
STORAGE	***	****	*****
VERSATILITY	*****	****	***

## DEFINITIONS

- Stability – Boat's resistance to tipping over in normal conditions.
- Speed – Efficiency through the water and potential for higher velocity.
- Tracking – Boat's ability to stay in a straight line.
- Manoeuvrability – Boat's ability to turn easily.
- Comfort – Level of adjustment and support from outfitting features.
- Storage – Amount of space for your equipment.
- Versatility – Ability to share boat between a range of users and activities.



## SIT-ON TOPS

- 4 FIVE-O
- 5 SCOOTER
- 6 TRIUMPH
- 7 PESCADOR PRO

## RECREATIONAL KAYAKS

- 8 SUNDANCE
- 8 VISTA
- 9 PRODIGY

## TOURING & SEA KAYAKS

- 10 CAROLINA
- 11 HORIZON
- 12 EXPRESSION
- 13 ESSENCE

table of contents





#### SPECS:

Length: 297 cm / 9'9"

Width: 72 cm / 28"

Boat Weight: 20 kg / 44 lbs

Max Capacity: 110 kg / 243 lbs

#### FEATURES:

Surf Fin

Planing Hull

Self Bailing System

Moulded In Seat

Adjustable Footrest Pod

Padded Thigh Straps

Screw Hatch + Mesh Bag

Comfort Carry Handles

Water Bottle

Accessory Attachment Points

Superlinear Polyethylene Shell

## FIVE-O

This adrenaline fuelled surfing machine mixes high performance and fun in a user-friendly package. The ingenious design is stable and predictable enough for adventurous newcomers to surfing, yet quick and manoeuvrable for expert competitors. Rapid acceleration comes from the fast planing hull, whilst the sharp rails and fin system give you control to carve cut backs and shred all day.



## SCOOTER

An exquisite blend of exploring, surfing and all round fun makes the Scooter ideal for the beach, lake, canal or even a lazy river! The exceptional stability and user friendly handling means you need look no further for a versatile kayak to suit thrill seekers and families alike. More adventurous paddlers will appreciate the Scooter's rails for carving turns on a wave. Our iconic moulded in handles make this kayak extremely manageable to carry or car top. The padded seat and backrest adds comfort whilst the screw hatch means you can take to the water with a snack for refuelling.



### SPECS:

Length: 295 cm / 9'8"  
Width: 75 cm / 30"  
Boat Weight: 20 kg / 44 lbs  
Max Capacity: 150 kg / 331 lbs

### FEATURES:

Moulded Through Handles  
Comfort Seat & Backrest  
Self Bailing System  
Tracking Hull  
Moulded In Footrests  
Screw Hatch + Mesh Bag  
Stowage Recess with Bungee  
Water Bottle  
Accessory Attachment Points  
Superlinear Polyethylene Shell



## SCOOTER GEMINI

Three's company on the Scooter Gemini tandem! Paddle with two, or make it a family outing for a small child or the family pet. Paddling the Scooter Gemini tandem as a solo is also no problem from the centre seat. You'll appreciate the fun and forgiving temperament the Scooter Gemini possesses as it allows you to cruise with confidence whatever your experience.



### SPECS:

Length: 385 cm / 12'8"  
Width: 80 cm / 32"  
Boat Weight: 28 kg / 62 lbs  
Max Capacity: 200 kg / 441 lbs

### FEATURES:

Moulded Through Handles  
Comfort Seats & Backrests  
Moulded In Centre Seat  
Self Bailing System  
Tracking Hull  
Moulded In Footrests  
Screw Hatch + Mesh Bag  
Stowage Recess with Bungee  
Water Bottles  
Accessory Attachment Points  
Superlinear Polyethylene Shell







#### SPECS:

Length: 409 cm / 13'5"  
Width: 75 cm / 30"  
Boat Weight: 27 kg / 60 lbs  
Max Capacity: 160 kg / 352 lbs

#### FEATURES:

Comfort Seat & Backrest  
Moulded In Footrests  
Easy Reach Centre Hatch + Bag  
Large Oval Bow Hatch  
Stowage Recess with Bungee  
Moulded Through Side Handles  
Retractable Carry Handles  
Tracking Hull  
Self Bailing System  
Paddle / Rod Park  
Skid Plate  
Accessory Attachment Points  
Rudder Capable  
Moulded In Child Seat  
Superlinear Polyethylene Shell

## TRIUMPH 13

The Triumph 13 is the ideal platform to enjoy local waters or explore picturesque coast lines. Evolved from our touring line it's speedier and easier to paddle on a journey than other sit-on-tops, proving that performance is not only offered by sit-inside kayaks. With a distinct hull chine and an upswept flared bow, the Triumph 13 will cut through chop and deliver a stable and predictable ride. With features such as our iconic side carry handles, comfort seat and backrest, large stowage recess and child seat, the Triumph 13 is as practical as it is comfortable to paddle. The large oval front hatch and easy to reach centre hatch add plenty of storage options and allow for overnight kit.



#### SPECS:

Length: 409 cm / 13'5"  
Width: 75 cm / 30"  
Boat Weight: 29 kg / 64 lbs  
Max Capacity: 160 kg / 352 lbs

#### FEATURES:

Comfort Seat & Backrest  
Adjustable Pedal Footrests  
Bait Caster + 2x Mount Points  
3x Flush Mount Rod Holders  
Bow & Centre Storage Hatches  
Rear Screw Hatch  
Stowage Recess with Bungee  
Moulded Through Side Handles  
Retractable Carry Handles  
Tracking Hull  
Self Bailing System  
Paddle / Rod Park  
Skid Plate  
Accessory Attachment Points  
Rudder Capable  
Moulded In Child Seat  
Superlinear Polyethylene Shell

## TRIUMPH 13 ANGLER

The Triumph 13 Angler adds an array of accessories to the already ideal platform to fish from. With a large front oval hatch and rear stowage recess designed to hold a crate, there's plenty of room for kit. There's space for mounting extra accessories, an anchor system or adding our tip-toes controlled rudder. The Triumph 13 Angler delivers on performance as well as features.







# PESCADOR PRO 10.0

Serious fishing, serious fun. The Pescador Pro 10.0 is perfect for just about any water type and chock full of features to simply help you catch more fish. Compact, easy to transport and manoeuvre, yet with an unbelievable amount of capacity, the Pescador Pro 10.0 is a must-have for today's kayak fishing enthusiast.



- SPECS:**  
Length: 323 cm / 10'6"  
Width: 81 cm / 32"  
Boat Weight: 26 kg / 57 lbs  
Max Capacity: 147 kg / 325 lbs

- FEATURES:**  
Pro Seat  
Adjustable Pedal Footrests  
Centre Console for Electronics  
Rear Screw Hatch  
Bow Recess & Mesh Cover  
Stowage Recess with Bungee  
Moulded In Side Handles  
Comfort Carry Handles  
Paddle / Rod Park  
Moulded In Rod Holders  
YakAttack GearTrac  
Scupper Hole Transducer Housing  
Self Bailing System  
Recess for Tackle Box Storage  
Skid Plate  
Superlinear Polyethylene Shell



# PESCADOR PRO 12.0

The Pescador Pro 12.0 is a real fishing kayak for real enthusiasts with the performance attributes and fishing features discerning anglers have come to expect. Featuring a removable stadium-style seat, moulded-in rod holders, recessed tackle box storage, accessory track system, and even a center console for rigging fish finder electronics.



- SPECS:**  
Length: 365 cm / 12'  
Width: 82 cm / 32.5"  
Boat Weight: 29 kg / 64 lbs  
Max Capacity: 170 kg / 375 lbs

- FEATURES:**  
Pro Seat  
Adjustable Pedal Footrests  
Centre Console for Electronics  
Rear Screw Hatch  
Bow Recess & Mesh Cover  
Stowage Recess with Bungee  
Moulded In Side Handles  
Comfort Carry Handles  
Paddle / Rod Park  
Moulded In Rod Holders  
YakAttack GearTrac  
Scupper Hole Transducer Housing  
Self Bailing System  
Recess for Tackle Box Storage  
Skid Plate  
Superlinear Polyethylene Shell





## SUNDANCE

### SPECS:

Length: 287 cm / 9'5"

Width: 72 cm / 28"

Boat Weight: 18 kg / 40 lbs

Max Capacity: 150 kg / 331 lbs

Deck Height: 37 cm / 15"

Cockpit Length: 109 cm / 43"

Cockpit Width: 55 cm / 22"

### FEATURES:

Easy Access Cockpit

Comfort Seating System

Adjustable Pedal Footrests

Stern Hatch & Bulkhead

Bungee Deck Rigging

Comfort Carry Handles

Tracking Hull

Superlinear Polyethylene Shell

A nippy boat, great for short trips and tight situations, that excels in backwaters and smaller rivers where longer craft fear to float. Handling is nimble and the quick turning hull is exceptionally true when required. A secure rear compartment gives stowage space through an Easy Seal hatch. Benefits continue off the water as it's easy to store away at home, fit on the car or stow in your caravan... It's sure to be the first thing on the packing list for any trip.



### SPECS:

Length: 485 cm / 15'11"

Width: 82 cm / 32"

Boat Weight: 41 kg / 90 lbs

Max Capacity: 300 kg / 661 lbs

Deck Height: 40 cm / 16"

Cockpit Length: 232 cm / 91"

Cockpit Width: 66 cm / 26"

### FEATURES:

Open Cockpit

Durable Padded Seats

Padded Fold Down Backrests

Add-in Kids Seat (optional)

Adjustable Pedal Footrests

Stern Hatch & Bulkhead

Bungee Deck Rigging

Comfort Carry Handles

Skid Plate

Tracking Hull

Rudder Capable

Superlinear Polyethylene Shell

## VISTA

This fast and efficient open cockpit tandem has a streamlined profile that glides smoothly across the water. Its renowned performance is complimented by a spacious cockpit that accommodates a variety of paddler combinations with space to spare for a small passenger or the family pet. A generous carrying capacity and a rear compartment provide room for you to load up for a journey of a life time.

### VISTA RENTAL not shown

A simplified version without the rear storage compartment and hatch making it ideal for fleet use.





## PRODIGY 10

This is what made recreational kayaking such a popular outdoor pastime. From lakes to slow-moving rivers, the no hassle Prodigy 10 is ready to get on the water, easy to throw on your car and easy to store, and its affordable, so there's nothing keeping you from your active lifestyle. Top of the line seating and storage systems make the Prodigy 10 one of the most comfortable and best performing kayaks in its class.



### SPECS:

Length: 305 cm / 10'  
Width: 75 cm / 29.5"  
Boat Weight: 19 kg / 42 lbs  
Max Capacity: 125 kg / 275 lbs  
Deck Height: 39 cm / 15.25"  
Cockpit Length: 130 cm / 51"  
Cockpit Width: 58 cm / 23"

### FEATURES:

Easy Access Cockpit  
Zone DLX Seat System  
Zone Leg Lifters  
Zone Knee / Thigh Pads  
Adjustable Pedal Footrests  
Stern Hatch & Bulkhead  
Bungee Deck Rigging  
Carry Toggles  
Paddle / Rod Park  
Skid Plate  
Tracking Hull  
Superlinear Polyethylene Shell



## PRODIGY 12

Explore what's a little further from land - load up the storage compartment for that all-day trip in a Prodigy 12. Or maybe just relax and bring your bird watching or fishing gear. Efficient performance and exceptional comfort help you make the most of any day.



### SPECS:

Length: 369 cm / 12'2"  
Width: 69 cm / 27.25"  
Boat Weight: 24 kg / 53 lbs  
Max Capacity: 160 kg / 350 lbs  
Deck Height: 39 cm / 15.25"  
Cockpit Length: 130 cm / 51"  
Cockpit Width: 58 cm / 23"

### FEATURES:

Easy Access Cockpit  
Zone DLX Seat System  
Zone Leg Lifters  
Zone Knee / Thigh Pads  
Adjustable Pedal Footrests  
Stern Hatch & Bulkhead  
Bungee Deck Rigging  
Carry Toggles  
Paddle / Rod Park  
Skid Plate  
Tracking Hull  
Superlinear Polyethylene Shell



## PRODIGY II

A great tandem is more than a kayak with extra seats... it's a unique experience in performance and comfort, with families and partners in mind. The Prodigy II has a rocker profile focused on speed, tracking and minimal noise. Outfitting features a pair of ultra-comfortable Zone DLX seats with multiple tuning options, including height adjustable backrests and leg lifter support to reduce leg fatigue. With sleek deck styling, rear stowage compartment and the deluxe seats, the Prodigy II is the tandem paddlers will want to be seen in.

### PRODIGY II RENTAL not shown

A simplified version without the rear storage compartment and hatch. Fitted with our rental seat system instead of the Zone DLX, making it ideal for fleet use.



### SPECS:

Length: 442 cm / 14'6"  
Width: 79 cm / 31"  
Boat Weight: 33 kg / 73 lbs  
Max Capacity: 250 kg / 550 lbs  
Deck Height: 40 cm / 16"  
Cockpit Length: 229 cm / 90"  
Cockpit Width: 58 cm / 23"

### FEATURES:

Open Cockpit  
Zone DLX Seat System  
Zone Leg Lifters  
Add-in Kids Seat (optional)  
Adjustable Pedal Footrests  
Stern Hatch & Bulkhead  
Bungee Deck Rigging  
Retractable Carry Handles  
Skid plate  
Tracking Hull  
Rudder Capable  
Superlinear Polyethylene Shell







#### SPECS:

Length: 305 cm / 10'  
Width: 58 cm / 23"  
Boat Weight: 12 kg / 26 lbs  
Max Capacity: 68 kg / 150 lbs  
Deck Height: 26 cm / 10"  
Cockpit Length: 71 cm / 28"  
Cockpit Width: 46 cm / 18"

#### FEATURES:

Zone EXP Backband  
Zone Seat Pad  
Zone Knee / Thigh Pads  
Adjustable Pedal Footrests  
Bungee Deck Rigging  
Carry Toggles  
Superlinear Polyethylene Shell



## PRODIGY XS

A welcome addition to the Prodigy family of kayaks, this modest sized, light-weight recreational boat makes it the perfect choice for smaller paddlers seeking feature-rich options at an affordable price. With a focus on comfort, the Prodigy XS incorporates the Zone EXP Backband with a Zone Seat Pad plus Zone Knee Pads for even more comfort and control!



#### SPECS:

Length: 370 cm / 12'2"  
Width: 58 cm / 23"  
Boat Weight: 17 kg / 37 lbs  
Max Capacity: 90 kg / 198 lbs  
Deck Height: 26 cm / 10"  
Cockpit Length: 76 cm / 30"  
Cockpit Width: 45 cm / 17.5"


#### FEATURES:

Padded Backband  
Moulded In Seat  
Adjustable Pedal Footrests  
Bungee Deck Rigging  
Carry Toggles  
Superlinear Polyethylene Shell



## CAROLINA XS

Introduce children to paddling with the Carolina XS, a purpose designed touring kayak for kids. It's not just a first boat but one that will grow with their adventures. No more bumped elbows on a cockpit that is too deep and wide... no more "wait for me". The narrow beam, defined keel and sleek bow give true tracking performance for children and lets them set a comfortable pace on river trips, making your days afloat fun for all the family. With simple and tough outfitting, youngsters will have years of fun and develop good paddling skills along the way.





## CAROLINA 12

Our most compact touring kayak with twin hatches gives reliable tracking and stability that begs you to explore further. Its smooth lines are matched by swift performance and outfitting that provides dependable control. All round versatility enables you to enjoy day and overnight trips on a variety of waters. This is the shortest of our boats to feature front and rear hatches and makes maximum use of storage opportunities for your equipment. The Carolina 12 is perfect if you are looking for a true tracking kayak that will turn easily when required.



**SPECS:**  
 Length: 366 cm / 12'0"  
 Width: 66 cm / 26"  
 Boat Weight: 22 kg / 49 lbs  
 Max Capacity: 150 kg / 331 lbs  
 Deck Height: 37 cm / 15"  
 Cockpit Length: 100 cm / 39"  
 Cockpit Width: 55 cm / 22"

**FEATURES:**  
 Zone Seat System  
 Padded Thigh Braces  
 Easy Access Cockpit  
 Adjustable Pedal Footrests  
 Bow & Stern Hatches  
 Bow and Stern Bulkheads  
 Bungee Deck Rigging  
 Reflective Deck Safety Line  
 Retractable Carry Handles  
 Tracking Hull  
 Superlinear Polyethylene Shell



## CAROLINA 14

The Carolina 14 is longer and narrower than the 12 for additional speed and directional control on anything from flat water to coastal swells. It's loved by paddlers of all abilities for its stable and easy to handle characteristics, taking you further with the minimum of effort. A roomy cockpit provides the chance to relax on easier waters and instils confidence to take on greater challenges. The Carolina 14 with its ample storage space carries all the equipment you need wherever you set your boundaries.



**SPECS:**  
 Length: 427 cm / 14'0"  
 Width: 62 cm / 24"  
 Boat Weight: 24 kg / 53 lbs  
 Max Capacity: 170 kg / 375 lbs  
 Deck Height: 37 cm / 15"  
 Cockpit Length: 100 cm / 39"  
 Cockpit Width: 55 cm / 22"

**FEATURES:**  
 Zone Seat System  
 Padded Thigh Braces  
 Easy Access Cockpit  
 Adjustable Pedal Footrests  
 Bow & Stern Hatches  
 Bow and Stern Bulkheads  
 Bungee Deck Rigging  
 Reflective Deck Safety Line  
 Retractable Carry Handles  
 Tracking Hull  
 Rudder Capable  
 Superlinear Polyethylene Shell



## HORIZON

This versatile twin-cockpit tandem kayak is perfect for either short trips or multi-day expeditions. The long waterline provides excellent directional stability yet the Horizon is still nimble enough for inland adventures. A high volume bow gives a dry ride even in choppy waters, as it climbs over waves and deflects spray from the cockpit areas. It's able to cope easily with varied weight distribution between the spacious cockpits, while stowage compartments give plenty of room for two paddlers' kit.



**SPECS:**  
 Length: 488 cm / 16'0"  
 Width: 76 cm / 30"  
 Boat Weight: 36 kg / 79 lbs  
 Max Capacity: 280 kg / 617 lbs  
 Deck Height: 37 cm / 15"  
 Cockpit Length: 86 cm / 34"  
 Cockpit Width: 54 cm / 21"

**FEATURES:**  
 Zone Seat System  
 Padded Thigh Braces  
 Adjustable Pedal Footrests  
 Bow & Stern Hatches  
 Bow and Stern Bulkheads  
 Bungee Deck Rigging  
 Reflective Deck Safety Line  
 Moulded Through Handles  
 Tracking Hull  
 Rudder Capable  
 Superlinear Polyethylene Shell







#### SPECS:

Length: 353 cm / 11'7"  
 Width: 65 cm / 25.75"  
 Boat Weight: 20 kg / 44 lbs  
 Max Capacity: 114 kg / 250 lbs  
 Deck Height: 36 cm / 14"  
 Cockpit Length: 90 cm / 35.5"  
 Cockpit Width: 50 cm / 19.75"

#### FEATURES:

Choice of Seat System:  
 Zone DLX or Zone EXP System  
 Zone Leg Lifters  
 Adjustable Padded Thigh Braces  
 Adjustable Pedal Footrests  
 Stern Hatch & Bulkhead  
 TruTrak Skeg System  
 Bungee Deck Rigging  
 Reflective Deck Safety Line  
 Retractable Carry Handles  
 Performance Hull  
 Rudder Capable  
 Superlinear Polyethylene Shell



## EXPRESSION 11

For anyone seeking a stylish, comfortable boat to take out for an afternoon paddle, the Expression 11 is the ideal answer. A sleek crossover between a recreational and touring kayak, the Expression 11 features a stable and manoeuvrable design that is built to handle a multitude of water environments - from lakes, ponds and bays, to slow rivers and mild coastal waters for the more experienced paddler. If venturing far, drop the TruTrak skeg to lock in the tracking, then lift again for quicker manoeuvrability in tight surroundings. Position the skeg with our spring loaded deployment system to help maintain your heading in winds and currents.



#### SPECS:

Length: 442 cm / 14'6"  
 Width: 59 cm / 23"  
 Boat Weight: 24 kg / 53 lbs  
 Max Capacity: 130 kg / 286 lbs  
 Deck Height: 33 cm / 13"  
 Cockpit Length: 89 cm / 35"  
 Cockpit Width: 49 cm / 19"

#### FEATURES:

Choice of Seat System:  
 Zone DLX or Zone EXP System  
 Zone Leg Lifters  
 Adjustable Padded Thigh Braces  
 Adjustable Pedal Footrests  
 Bow & Stern Hatches  
 Bow & Stern Bulkheads  
 TruTrak Skeg System  
 Bungee Deck Rigging  
 Reflective Deck Safety Line  
 Retractable Carry Handles  
 Performance Hull  
 Rudder Capable  
 Superlinear Polyethylene Shell



## EXPRESSION 14

Graceful and stylish lines immediately catch your eye, but it's not just the looks that are stunning. The complex hull delivers true tracking and speed from a strong V-shape at each end with a shallow-V running through the mid section. A smooth rocker and rounded chines give free flowing movement when needed for quick turns or agility in the surf. Whether wishing to hone your skills or exploit its sporty nature, the Expression 14 with its snuggler ergonomics will give close control while tailored volume distribution provides a more responsive ride for small to medium size paddlers.



## EXPRESSION 15

The Expression 15 has a touch more length and volume than the Expression 14. This gives more space and forgiveness for average to large paddlers and carries heavier loads without compromising on its handling abilities. Maximum forward efficiency is balanced with responsive control which will inspire you to explore new waters. Careful volume distribution combined with technical hull dynamics provide initial and secondary stability to match the boats striking capabilities. With an upswept, flared bow the Expression revels in the chance to cut through chop and ride the waves.



### SPECS:

Length: 456 cm / 15'  
Width: 61 cm / 24"  
Boat Weight: 26 kg / 57 lbs  
Max Capacity: 140 kg / 308 lbs  
Deck Height: 35 cm / 14"  
Cockpit Length: 89 cm / 35"  
Cockpit Width: 49 cm / 19"

### FEATURES:

Choice of Seat System:  
Zone DLX or Zone EXP System  
Zone Leg Lifters  
Adjustable Padded Thigh Braces  
Adjustable Pedal Footrests  
Bow & Stern Hatches  
Bow & Stern Bulkheads  
TruTrak Skeg System  
Bungee Deck Rigging  
Reflective Deck Safety Line  
Retractable Carry Handles  
Performance Hull  
Rudder Capable  
Superlinear Polyethylene Shell



## ESSENCE 16

The Essence is everything you need for that week-long, once in a lifetime trek or an exciting day on the water. A modern hull design incorporates a strong V-shaped bow and stern with defined chines to provide true directional stability and splendid edge control. Predictable handling, manoeuvrability and impressive forward speed gives paddlers all the performance needed for that great expedition. Good initial and secondary stability will allow you to take your sea touring experiences to new levels, whether you are an expert or developing your paddling skills. The Essence 16 is ideal for small to medium paddlers as its snugger ergonomics allow for close control and provide a slightly livelier and more nimble ride.



### SPECS:

Length: 500 cm / 16'5"  
Width: 57 cm / 22"  
Boat Weight: 26 kg / 57 lbs  
Max Capacity: 150 kg / 331 lbs  
Deck Height: 34 cm / 13"  
Cockpit Length: 89 cm / 35"  
Cockpit Width: 49 cm / 19"

### FEATURES:

Zone EXP Backband  
Zone Leg Lifters  
Adjustable Padded Thigh Braces  
Adjustable Pedal Footrests  
Bow Compass Recess  
Bow, Midship & Stern Hatches  
Bow, Midship & Stern Bulkheads  
TruTrak Skeg System  
Skeg Slider Control  
Bungee Deck Rigging  
Reflective Deck Safety Line  
Retractable Carry Handles  
Rudder Capable  
Superlinear Polyethylene Shell



## ESSENCE 17

The Essence 17 has a little more length and volume than the Essence 16. This gives more space and forgiveness for average to large paddlers and carries heavier loads without compromising on its handling abilities. No matter how far you're paddling or how extreme the conditions, a performance fit is essential in optimising paddler control. Our Zone EXP seating system found in the Essence series brings you expedition grade outfitting without compromising on comfort. Patented adjustable leg lifter support, padded thigh braces and a low profile backband are ergonomically designed for all day comfort. Deploy and fine tune the TruTrak skeg with our premium, wire driven system to lock in the tracking and maintain a heading in winds and currents.



### SPECS:

Length: 518 cm / 17'0"  
Width: 58 cm / 23"  
Boat Weight: 28 kg / 62 lbs  
Max Capacity: 160 kg / 353 lbs  
Deck Height: 37 cm / 15"  
Cockpit Length: 89 cm / 35"  
Cockpit Width: 49 cm / 19"

### FEATURES:

Zone EXP Backband  
Zone Leg Lifters  
Adjustable Padded Thigh Braces  
Adjustable Pedal Footrests  
Bow Compass Recess  
Bow, Midship & Stern Hatches  
Bow, Midship & Stern Bulkheads  
TruTrak Skeg System  
Skeg Slider Control  
Bungee Deck Rigging  
Reflective Deck Safety Line  
Retractable Carry Handles  
Rudder Capable  
Superlinear Polyethylene Shell





# Outfitting

## PLASTIC



### SUPERLINEAR POLYETHYLENE

Our kayak plastic is more than just plastic... it has to be stiff to retain shape for optimum performance, hard wearing to take the knocks, abrasion resistant and of course resistant to UV. Our Superlinear Polyethylene material is made specifically for us, to provide all the properties that enable us to make the best possible kayaks. We make our boats light and make them strong. Our purpose built high tech machinery ensures that we're able to yield the maximum that the material has to offer. This means you'll have a boat that continues to perform the way it's designed to and can take the bumps and scrapes that everyday paddling throws at it.

## SEATING SYSTEMS



### ZONE® DLX SEATING SYSTEM

Deluxe outfitting for the touring paddler offers the ultimate in adjustment, support and fit. Patented, easy tuned components include a height adjustable backrest and leg support.



### ZONE® SEATING SYSTEM

An ergonomic seating system designed with breathable, quick-drying materials and featuring a contoured adjustable backrest for maximum comfort and all-day paddling



### ZONE® EXP SEATING SYSTEM

Trek to parts unknown without the punishment in our expedition grade outfitting. Patented, adjustable leg support, and a low profile backband are ergonomically designed for all-day comfort.



### SIT-ON-TOP SEAT

A detachable outfitting system designed specifically for sit-on top kayaks. With padded seat and high backrest giving a positive and supportive paddling position.

## HATCHES



### TOURING HATCH

Durable push-on hatch covers make gear access easier than ever while offering a true-fitting seal. Double-sealed bulkheads create the compartments in our recreational, touring and sea kayaks.



### SCREW HATCH


Access stowage space with our quick access screw hatches. The threadless system and reliable gasket work perfectly in conjunction with a mesh bag to stow a snack.

## CONTROL SYSTEMS



### TRUTRAK SKEG SYSTEM

Durable construction and hydrofoil shape offers more efficient water mending for an improved paddling performance when deployed appropriately in winds and currents.



### TRACKING HULL

On our broader hulls where initial stability is crucial, tracking channels and a defined keel are added to control the flow of water as it passes under the hull, giving exceptional directional stability to even our shortest kayaks.



### TOURING RUDDER

Take control and gain paddling efficiency in choppy conditions or in fast current. As an option, certain models can have the Touring Rudder pre-installed.



### PEDAL FOOTRESTS

Durable foot pegs reposition smoothly by hand to engage the pedal with the track for one of many length settings.



## BOAT SPECS - HOW WE GET THEM, WHAT THEY MEAN

### WEIGHT

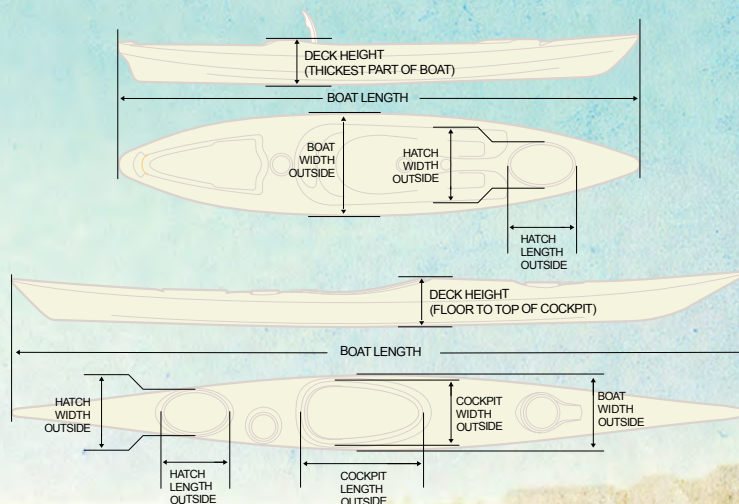
Based on a fully assembled boat including all outfitting.  
(NOTE: Other companies may not include outfitting in their weight specifications.)

### CAPACITY

Field tests determine each model's capacity, with maximum being the greatest load the model can carry and still perform under typical conditions.

### DIMENSIONS

Measured at points indicated by the accompanying diagrams.



## FIXINGS



### DECK FITTINGS

We plan a kayak's deck fittings right into the front-end of the design process. Our deck fittings are specially engineered for use in kayaks and manufactured from the highest quality materials.



### REFLECTIVE ROPE

Be seen on the water at all times as the reflective rope used for deck lines throughout our Touring & Sea range adds a little extra sparkle to your kayak.

## HANDLES



### CARRY HANDLES

Hand fatigue is a thing of the past with our ergonomic carry handles designed to provide a secure, comfortable grip for your hand during every portage.



### COMFORT CARRY HANDLES

Comfortable handles conform to your hand, while the durable design ensures secure carrying of your kayak from one adventure to the next for years to come.



### MOULD IN HANDLES

Our iconic moulded through handles provide an unrivalled grip with a solid handle to lift your boat to and from the water or onto your vehicle.

## ACCESSORIES



### ADVENTURE TECHNOLOGY

Don't let your paddle deter you from having a quality experience with your Perception kayak. Adventure Technology's line of ergonomic, high performance paddles will complement your Perception to perfection.

[atpaddles.com](http://atpaddles.com)





# perception®

## PERCEPTION EUROPE

info@perception.co.uk  
+44 (0)1825 765891

**PERCEPTION KAYAKS**  
Bellbrook Business Park  
Uckfield  
East Sussex  
TN22 1QQ  
UK

www.perception.co.uk

 Find us on Facebook  
@ Perception Kayaks Europe

©2016 Perception Kayaks

Specifications and features are subject to change.  
Colours may vary slightly from those shown. Colour combinations will vary  
from those shown and are unique for each boat we produce. Variations in  
colour are not covered by warranty.