



## CORONA™ COMPOSITE

Within the context of a serious expedition there's still occasionally the opportunity for fun. The Corona™ Composite bears this in mind. Its shorter length provides incredible maneuverability making swell riding easy and exhilarating. Rest assured it's still an expedition kayak at heart. And its superb tracking will effortlessly take you through the glassy waters of calm seas and lakes. And with maximum cargo capacity per linear foot, it will ensure that your multi-day "fun" trip will be well supplied.



Illumination Metal Flakes are available on above color options. Combination colors are available in any of the above colors. For example, Firecracker top/Cream bottom.

**STANDARD FEATURES:** bow and stern deck rigging • Neogel™ seat back pad • padded foam thighbraces • bow and stern hatches • anodized rudder • bow and stern flotation bulkheads

**SPECIAL FEATURES:** SoftTech™ customizable seat pad • 3M® reflective static safety line • Top-Dawg™ security and mooring cleat • rubber-molded grab handles • stern accessory straps • Smart Track™ remote adjustable footbrace system

**OPTIONAL:** composite bow and stern bulkheads • seat backband

Length: 14'10<sup>3</sup>/<sub>4</sub>" / 452 cm  
 Width: 22<sup>3</sup>/<sub>4</sub>" / 58 cm  
 Storage: 7500 cu. in. / 124 liters  
 Weight: Fiberglass: 53 lbs / 24 kg  
 Aramid Fiber: 40 lbs / 18 kg  
 Cockpit: 34<sup>1</sup>/<sub>2</sub>" x 18"  
 88 cm x 46 cm  
 Max. Load: 350 lbs / 159 kg  
 Paddler Level: Beg. - Adv.



## CORONA™

Want a high-performance touring design in a more maneuverable package? The Corona™ and Sole™ share all the same great features of the Eclipse™ and Shadow™ but in a shorter, easier turning, easier carrying and easier storing package. The reduced length coupled with the same rocker helps the Corona excel when playing in the surf zones or technical rock gardens. And its volume of dry storage in both the front and rear make it not only the perfect day-tripper, but a supreme expedition paddler as well.



**STANDARD FEATURES:** S-linear polyethylene • bow and stern deck rigging • adjustable thermoformed seat • padded foam thighbraces • Keepers™ footbraces • bow and stern flotation bulkheads • H2O bottle holder

**SPECIAL FEATURES:** Neogel™ seat back pad • Softech™ customizable seat pad • 3M® reflective static safety line • patented "Easy Open" bow and stern hatches • safety deck lines • rubber-molded grab handles • stern accessory straps • Top-Dawg™ security and mooring cleat

**OPTIONAL:** anodized rudder

Length: 14'5<sup>1</sup>/<sub>2</sub>" / 441 cm  
 Width: 22<sup>1</sup>/<sub>4</sub>" / 57 cm  
 Storage: 7500 cu. in. / 124 liters  
 Weight: 60 lbs / 27 kg  
 (without rudder)  
 Cockpit: 34<sup>1</sup>/<sub>2</sub>" x 18"  
 88 cm x 46 cm  
 Max. Load: 300 lbs / 159 kg  
 Paddler Level: Int. - Adv.



## SOLÉ™ COMPOSITE

Are you a smaller paddler who wants a boat you can pick up and walk off with — by yourself? An elegant and graceful boat that turns heads? How about a straight-tracking design that will make you feel like you're flying, but will turn on a dime when you give it a lean? Then you're looking for the Solé™ Composite. This boat is extremely efficient for its length. Lakes, oceans, wide rivers and surf — do it all in one boat. It's nimble, responsive and lightweight. You can cartop it by yourself and gain the independence you've always craved. Was there anything we left out?



Insulation Metal Plates are available on above color options. Combination colors are available in any of the above colors. For example, Firecracker top/Cream bottom.

**STANDARD FEATURES:** bow and stern deck rigging • Neogel™ seat back pad • padded foam thighbraces • bow and stern hatches • anodized rudder • bow and stern flotation bulkheads

**SPECIAL FEATURES:** SoftTech™ customizable seat pad • 3M® reflective static safety line • Top-Dawg™ security and mooring cleat • rubber molded grab handles • stern accessory straps • Smart Track™ remote adjustable footbrace system

**OPTIONAL:** composite bow and stern bulkheads • seat backband

Length: 14'7" / 445 cm  
 Width: 22½" / 57 cm  
 Storage: 6800 cu. in. / 111 liters  
 Weight: Fiberglass: 50 lbs / 23 kg  
 Aramid Fiber: 43 lbs / 20 kg  
 Cockpit: 34½" x 18"  
 88 cm x 46 cm  
 Max. Load: 275 lbs / 125 kg  
 Paddler Level: Beg. - Adv.



## SOLÉ™

The nimble and responsive Solé™ is ideal for the smaller paddler who holds no prejudices against any type of water. Ponds, big lakes and rivers. You can paddle out of the surf, turn around and ride it back in. You can even take a day trip or head out overnight. Elegant and graceful, the Solé will track straight to your destination, but turn so fast on a lean that you'll never miss a passing pod of dolphins. Lightweight and extremely efficient, it's easy to paddle. Plus, it's easy to carry and easy to cartop. If you crave independence and want it in a sleek, beautiful and compact package, go Solé.



**STANDARD FEATURES:** S-linear polyethylene • bow and stern deck rigging • adjustable thermoformed seat • padded foam thighbraces • Keepers™ footbraces • bow and stern flotation bulkheads • H2O bottle holder

**SPECIAL FEATURES:** Neogel™ seat back pad • Softech™ customizable seat pad • 3M® reflective static safety line • rubber-molded grab handles • stern accessory straps • Top-Dawg™ security and mooring cleat

**OPTIONAL:** anodized rudder

Length: 14'2" / 432 cm  
 Width: 22¾" / 57 cm  
 Storage: 6800 cu. in. / 111 liters  
 Weight: 53 lbs / 24 kg  
 (without rudder)  
 Cockpit: 35" x 18"  
 89 cm x 46 cm  
 Max. Load: 275 lbs / 125 kg  
 Paddler Level: Int. - Adv.



## CARETTA™ COMPOSITE

Water is often thought of as a separating feature. But water can also serve to unite. Two people, for instance, can climb inside the Caretta™ and come together as a nautical-mile-burning paddling machine. The Caretta incorporates the sleek lines of the Vizcaya™ into an expedition-worthy tandem that far exceeds any other two-person tourer. It has incredible speed and stability. It provides tons of storage space for both paddlers. And the cockpits are ideally spaced to minimize any chance of paddle clashing. With a boatload of serious outfitting and safety/rescue features, the Caretta Composite is the ideal way for two touring paddlers to get away (and away and away).



Illumination Meta Flares are available on above color options. Combination colors are available in any of the above colors. For example, Firecracker top/Cream bottom.

**STANDARD FEATURES:** bow, mid and stern deck rigging • Neogel™ seat back pads • padded foam thighbraces • bow and stern hatches • bow, mid and stern flotation bulkheads • large size anodized rudder

**SPECIAL FEATURES:** Softech™ customizable seat pads • 3M® reflective static safety line • rubber-molded grab handles • stern and mid accessory straps • large, mid square compartment and hatch • Smart Track™ remote adjustable footbrace system

**OPTIONAL:** seat backbands • composite bulkheads

Length: 21'4" / 650 cm  
 Width: 26" / 66 cm  
 Storage: 20,000 cu. in. / 328 liters  
 Weight: Fiberglass: 83 lbs / 38 kg  
 Aramid Fiber: 72 lbs / 33 kg  
 Cockpit: 34½" x 18"  
 88 cm x 46 cm  
 Max. Load: 750 lbs / 340 kg  
 Paddler Level: Beg. - Adv.



## VIZCAYA™

For unprecedented performance, the Vizcaya™ implements a small keel ridge that runs the length of the hull and a raked stern that adds several inches to the waterline. Its flared bow lifts you over rough water. And because most of the boat's volume is centered around the cockpit, there's significantly enhanced turning ability and plenty of room. But to truly appreciate the Vizcaya, words won't suffice — you're going to have to climb in.



**STANDARD FEATURES:** S-linear polyethylene • bow and stern deck rigging • padded foam thighbraces • Keepers™ footbraces • bow and stern flotation bulkheads • H2O bottle holder

**SPECIAL FEATURES:** fully adjustable foam Comfortech™ seat • 3M® reflective static safety line • patented "Easy Open" bow and stern hatches • rubber-molded grab handles • Top-Dawg™ security and mooring cleat • small, rubber, easy-access day hatch • rear bulkhead cargo net

**OPTIONAL:** anodized rudder

Length: 16'2¼" / 493 cm  
 Width: 24" / 61 cm  
 Storage: 8500 cu. in. / 139 liters  
 Weight: Basic: 62 lbs / 28 kg  
 Exped.: 68 lbs / 31 kg  
 Cockpit: 34¾" x 21"  
 88 cm x 53 cm  
 Max. Load: 400 lbs / 181 kg  
 Paddler Level: Beg. - Adv.



## CAROLINA™

No matter what your experience level, the Carolina™ is incredibly seaworthy and easy to paddle. It's a highly maneuverable, easily managed boat that tracks as true as a plumb line. And its upswept, flared bow makes crossing rough water a breeze. The outstanding storage capacity and cockpit volume makes the Carolina perfect for comfortable weekending or day-tripping. There's a reason the Carolina is extremely popular. When you paddle it you'll understand why it's the most popular touring boat in the world!



**STANDARD FEATURES:** molded-in seat with adjustable backrest • bow and stern deck rigging • padded foam thighbraces • Keepers™ footbraces • bow and stern flotation bulkheads • H2O bottle holder • ergo-sport grab handles • dual tracking channels

**SPECIAL FEATURES:** Tightlock™ 10" rubber-molded bow hatch • Widemouth™ 16" rubber-molded stern hatch • Softech™ customizable adhesive seat pad • Neogel™ seat back pad

**OPTIONAL:** anodized rudder

Length: 14'7½" / 446 cm  
 Width: 25¼" / 64 cm  
 Storage: 8600 cu. in. / 140 liters  
 Weight: Basic: 59 lbs / 27 kg  
 Exped: 61 lbs / 28 kg  
 Cockpit: 34¼" x 20"  
 87 cm x 51 cm  
 Max. Load: 400 lbs / 181 kg  
 Paddler Level: Beg. - Adv.



## CATALINA™

With the Captiva™ bigger paddlers got to experience the fun of the Carolina™ So we figured it was time to give smaller paddlers a chance. Thus, the Catalina™ At a little more than 13'6" and a measly 51 pounds, it's easy to carry and a cinch to cartop. On the water, its length (or lack thereof) makes it very maneuverable. Plus, it tracks true without the least bit of effort. And when it comes to storage, it can hold its own and then some. Just because you're small doesn't mean you're going to carry any less than the average paddler.



**STANDARD FEATURES:** molded-in seat with adjustable backrest • bow and stern deck rigging • padded foam thighbraces • Keepers™ footbraces • bow and stern flotation bulkheads • H2O bottle holder • bow and stern dry storage • ergo-sport grab handles

**SPECIAL FEATURES:** Tightlock™ 10" rubber-molded bow hatch • Widemouth™ 16" rubber-molded stern hatch • Softech™ customizable adhesive seat pad • Neogel™ seat back pad

**OPTIONAL:** anodized rudder

Length: 13'6<sup>3</sup>/<sub>4</sub>" / 413 cm  
 Width: 22<sup>3</sup>/<sub>4</sub>" / 58 cm  
 Storage: 5500 cu. in. / 90 liters  
 Weight: Basic: 51 lbs / 23 kg  
 Exped: 53 lbs / 24 kg  
 Cockpit: 33" x 20"  
 84 cm x 51 cm  
 Max. Load: 275 lbs / 125 kg  
 Paddler Level: Beg. - Adv.



## CAPTIVA™

The Captiva™ takes the best of the Carolina™ and increases the cockpit size and height to accommodate the bigger brethren in the paddling family. It also adds fifteen inches to the overall length thereby increasing its volume, as well as creating cavernous cargo capacity. So if the Carolina won't hold you, but you still want to experience the nuances that set it apart from its competitors, try the Captiva.



**STANDARD FEATURES:** molded-in seat with adjustable backrest • bow and stern deck rigging • padded foam thighbraces • Keepers™ footbraces • bow and stern flotation bulkheads • vertical wall flotation • H2O bottle holder • ergo-sport grab handles • dual tracking channels

**SPECIAL FEATURES:** Tightlock™ 10" rubber-molded bow hatch • Widemouth™ 16" rubber-molded stern hatch • Softech™ customizable adhesive seat pad • Neogel™ seat back pad

**OPTIONAL:** anodized rudder

Length: 15'10<sup>1</sup>/<sub>2</sub>" / 484 cm  
 Width: 25<sup>1</sup>/<sub>4</sub>" / 64 cm  
 Storage: 11,050 cu. in. / 181 liters  
 Weight: Basic: 62 lbs / 28 kg  
 Exped: 64 lbs / 29 kg  
 Cockpit: 34<sup>1</sup>/<sub>4</sub>" x 21<sup>1</sup>/<sub>2</sub>"  
 87 cm x 54 cm  
 Max. Load: 425 lbs / 193 kg  
 Paddler Level: Beg. - Adv.

# R E C R E A T I O N A L



Only three signs in the zodiac are considered water signs, yet inexplicably, we all seem drawn to the water. To wash our troubles away. To grow. To simply feel better. When this natural attraction manifests itself in the urge to paddle, there's no better way to start than with a Perception recreational kayak. This class of boat represents the easiest way to either begin or continue in the sport of paddling. Like every Perception kayak, they benefit from unparalleled experience, design expertise and a dedication to provide every paddler with a stable, dependable boat.





## ANTIGUA™ NEW 2002

Built on our very well-received Acadia™ model, the Antigua™ performs just as well on Class II rivers as it does on crystal-smooth lakes. At less than 12'4", its long waterline tracks exceedingly well, but still maneuvers without giving it a second thought. The Antigua also features an oversized rear hatch and both bow and stern deck rigging to store your overnight gear. Plus, it comes with an optional skeg rudder to keep your course true when you're concentrating more on your surroundings than your paddle stroke.



**STANDARD FEATURES:** molded seat w/adjustable backrest • Keepers™ footbraces • bow and stern deck rigging • cup holder • ergo-sport grab handles • drain plug

**SPECIAL FEATURES:** high back seat • seat back pad • dual tracking channels • vertical wall flotation

**EXPEDITION FEATURES:** skeg • bulkhead

Length: 12'3<sup>3</sup>/<sub>4</sub>" / 375 cm  
 Width: 27<sup>1</sup>/<sub>8</sub>" / 69 cm  
 Storage: 4450 cu. in. / 73 liters  
 Weight: Basic: 53 lbs / 24 kg  
 Exped: 56 lbs / 25 kg  
 Cockpit: 34<sup>1</sup>/<sub>2</sub>" x 20<sup>1</sup>/<sub>4</sub>"  
 88 cm x 51 cm  
 Max. Load: 400 lbs / 181 kg  
 Paddler Level: Beg. - Adv.



## AMERICA™

Water comes in many shapes and sizes. No boat understands this more than the America™ Entry-level paddlers appreciate its stable, straight-line tracking. And as skills advance, this boat is capable of making geometry-defying turns on command. Its cavernous cockpit and comfy seat accommodate paddlers of most any size. And the Expedition model comes with plenty of storage for a weekend with the family. The America even comes with a place for your child or dog.



**STANDARD FEATURES:** molded seat with adjustable backrest • Keepers™ footbraces • stern deck rigging • cup holder • ergo-sport grab handles • drain plug (Basic model only)

**SPECIAL FEATURES:** New! high back seat • New! seat back pad • dual tracking channels • vertical wall flotation • Widemouth™ 16" rubber-molded stern hatch

**OPTIONAL:** child's seat

**EXPEDITION FEATURES:** stern flotation bulkhead • bow deck rigging • skeg

Length: 13'4" / 406 cm  
 Width: 27" / 69 cm  
 Storage: 4750 cu. in. / 78 liters  
 Weight: Basic: 58 lbs / 26 kg  
 Exped: 61 lbs / 28 kg  
 Cockpit: 47" x 21"  
 119 cm x 53 cm  
 Max. Load: 450 lbs / 204 kg  
 Paddler Level: Beg. - Adv.





## ACADIA™ DT NEW 2002

The new 2002 version of the Acadia™ is perfect for daytripping. (Thus, DT.) By taking off the rear hatch, we lightened the load and we added a new high back seat to keep you comfy. It's an excellent value.



**STANDARD FEATURES:** molded seat with adjustable backrest • Keepers™ footbraces • bow and stern deck rigging • cup holder • ergo-sport grab handles • drain plug

**SPECIAL FEATURES:** New! high back seat • dual tracking channels • vertical wall flotation

L: 12'2½" / 372 cm  
W: 27" / 69 cm  
Storage: 4450 cu. in. / 73 liters  
Weight: 53 lbs / 24 kg  
Cockpit: 34½" x 20¼"  
88 cm x 51 cm  
Max Load: 400 lbs / 181 kg  
Paddler Level: Beg. - Adv.



## SIERRA™

If you're just taking up paddling, Sierra's a good place to start. It's stable and easy to maneuver, so you'll gain confidence quickly. But its performance capabilities will inspire you long after you've mastered the basics. Plus, the roomy cockpit makes it a cinch to get in and out of. And the oversized seat will have you paddling in comfort and style. In fact, the cockpit's so spacious, the boat even comes with an optional child's seat for your little one. The Sierra™ comes in both Basic and Expedition models, either of which are extremely versatile and make for great family fun.




**STANDARD FEATURES:** molded seat with adjustable backrest • Keepers™ footbraces • stern deck rigging • cup holder • ergo-sport grab handles • drain plug (basic model only)

**SPECIAL FEATURES:** high back seat • dual tracking channels • vertical wall flotation • Tightlock™ stern 10" round rubber hatch

**OPTIONAL:** child's seat

**EXPEDITION FEATURES:** stern flotation bulkhead

Length: 11'1" / 338 cm  
Width: 28¼" / 72 cm  
Storage: 3125 cu. in. / 51 liters  
Weight: Basic: 46 lbs / 21 kg  
Exped: 48 lbs / 22 kg  
Cockpit: 47" x 21"  
119 cm x 53 cm  
Max. Load: 450 lbs / 204 kg  
Paddler Level: Beg. - Adv.



## UMIAK™

You should never wait too long to introduce children to the water. This becomes as easily done as said with the Umiak™. A touring boat designed specifically for kids, it's sleek and seaworthy for paddlers up to 120 pounds. Integral seat and foam flotation pillars help make it lightweight, so it's easy for kids to handle. And the Greenland-style hull guarantees sure tracking. The Umiak also features an optional backband.



STANDARD FEATURES: molded seat • Keepers™ footbraces • bow and stern deck rigging • drain plug • bow and stern grab handles

SPECIAL FEATURES: vertical wall flotation

OPTIONAL: backband

Length: 12'3½" / 375 cm  
 Width: 21½" / 55 cm  
 Weight: 38 lbs / 17 kg  
 Cockpit: 30" x 17¾"  
 76 cm x 45 cm  
 Max. Load: 200 lbs / 91 kg  
 Paddler Level: Beg. - Adv.



## SWIFTY™

Short and sweet, the Swifty™ is our most popular recreational kayak. It's what's called an easy-access boat. Anyone can get into it and have fun — on ponds, lakes or mild rivers. It maneuvers great, tracks well and features molded flotation and hull with dual tracking channels. In short, this is your introduction to the kayaking experience.



**STANDARD FEATURES:** New! stern deck rigging • Keepers™ footbraces • drain plug • cup holder • bow and stern grab handles

**SPECIAL FEATURES:** New! high back seat for "loung chair" comfort • dual tracking channels • molded flotation

**OPTIONAL:** child's seat

Length: 9'4<sup>3</sup>/<sub>4</sub>" / 286 cm

Width: 29" / 74 cm

Weight: 38 lbs / 17 kg

Cockpit: 42<sup>1</sup>/<sub>4</sub>" x 20<sup>3</sup>/<sub>4</sub>"

107 cm x 52 cm

Max. Load: 350 lbs / 159 kg

Paddler Level: Beg. - Int.



## SPARKY™

NEW

2002

This boat takes the popular design of the Swifty™ and puts it into a more economical package. But it's a challenge to discern the sacrifices. On the contrary, it comes with a high back seat, Keepers™ footbraces and even a cup holder. So grab it in one hand (it's only 38 pounds), your paddle in the other and head down to the lake. You'll never know paddling could be this much fun or this affordable.



**STANDARD FEATURES:** Keepers™ footbraces • cup holder • drain plug • bow and stern grab handles

**SPECIAL FEATURES:** New! high back seat for "loung chair" comfort • dual tracking channels • molded flotation

**OPTIONAL:** child's seat

Length: 9'5" / 287 cm

Width: 29<sup>1</sup>/<sub>2</sub>" / 75 cm

Weight: 38 lbs / 17 kg

Cockpit: 43<sup>1</sup>/<sub>4</sub>" x 20<sup>1</sup>/<sub>2</sub>"

100 cm x 52 cm

Max. Load: 350 lbs / 159 kg

Paddler Level: Beg. - Int.



## FONTANA™

The Fontana™ may be the smallest tandem we offer, but its large, open cockpit makes it feel as airy as a big canoe. There's enough room for an optional child's seat as well. Once you're on the water, you'll be amazed at its stability and tracking capability. And when you're (unfortunately) back on dry land, you'll find the Fontana is easy to cartop thanks to its compact design.

-  Firecracker
-  Sunshine Yellow
-  Galaxy Blue
-  Smoke
-  Rainforest Green

**STANDARD FEATURES:** molded-in seats with adjustable backrests • large open cockpit • bow and stern vertical flotation • Keepers™ footbraces • bow and stern deck rigging • ergo-sport grab handles • cup holder in each seat • drain plug

**SPECIAL FEATURES:** New! high back seat • New! seat back pad • Tightlock™ stern 10" round rubber hatch

**OPTIONAL:** child's seat

Length: 13'5½" / 410 cm  
 Width: 31" / 79 cm  
 Storage: 3200 cu. in. / 52 liters  
 Weight: 62 lbs / 28 kg  
 Cockpit: 88" x 25"  
           224 cm x 64 cm  
 Max. Load: 550 lbs / 249 kg  
 Paddler Level: Beg. - Int.



**NAPALI™** | NEW  
2002

Loaded with technical features by designer, David Maughan, the Napali™ is the best of both worlds. As stable as any sit-on-top, but as efficient as a standard-sized touring boat. Its expedition deck includes a neoprene and a hard-shell hatch cover, deck bungees for storage, deck lines for rescue and recovery and the back ratchet touring backband. And it comes complete with deck mounts for thigh straps and a paddle leash.



**STANDARD FEATURES:** rubber-molded grab handles • deck rigging and perimeter safety static lines • bow and stern hatches • dry storage • Keepers™ footbraces • H2O bottle • drain plug

**SPECIAL FEATURES:** back ratchet touring backband • Top-Dawg™ security and mooring cleat • Softech™ customizable seat pad • deck mounts for thigh straps and paddle leash

**OPTIONAL:** anodized rudder

Length: 15'7" / 475 cm  
Width: 26<sup>3</sup>/<sub>4</sub>" / 68 cm  
Weight: 74 lbs / 34 kg  
Max. Load: 375 lbs / 170 kg  
Paddler Level: Beg. - Adv.



**MANDALAY™** | NEW  
2002

Take the smooth, effective lines of the Napali™ stretch them out to nearly 17', add another seat and you have one of the most efficient tandem sit-on-tops on the market. A pleasure to paddle for both partners, the Mandalay™ tracks and handles well in almost any water condition. Its storage capacity is so impressive — a bow and stern hatch, a molded-in storage well with gear straps and two 4<sup>1</sup>/<sub>2</sub>" deck hatches — the temptation to overpack is a valid concern.




**STANDARD FEATURES:** rubber-molded grab handles • deck rigging and gear straps • dry storage • Widemouth™ 16" rubber-molded bow and stern hatches • 2 four-inch deck hatches w/ mesh bags • molded-in storage well • Keepers™ footbraces • H2O bottles • drain plug

**SPECIAL FEATURES:** Softech™ customizable seat pads • deck mounts for thigh straps and paddle leash

**OPTIONAL:** anodized rudder

Length: 16'10<sup>1</sup>/<sub>2</sub>" / 514 cm  
Width: 29<sup>1</sup>/<sub>2</sub>" / 75 cm  
Weight: 85 lbs / 39 kg  
Max. Load: 625 lbs / 283 kg  
Paddler Level: Beg. - Adv.



**ILLUSION™** | NEW  
2002

If you like the stable, true-tracking design of the Prism™ you will appreciate the Illusion™ as well. Built on the design of our most popular sit-on-top, this boat comes outfitted for any expedition. Perfect for fishermen who need a steady platform. You can even sit sideways and still remain stable. Its raised deck combined with its bow and stern hatches provide all the storage you could need for tackle, camping equipment and a portable stove for shore lunch.




**STANDARD FEATURES:** ergo-sport grab handles • deck rigging behind seat • Keepers™ footbraces • large bow and stern hatches with gear straps • H2O bottle • drain plug

**SPECIAL FEATURES:** SoftTech™ customizable seat pad • deck mounts for thigh straps and paddle leash

**OPTIONAL:** anodized rudder

Length: 14'3 1/4" / 435 cm  
 Width: 26 3/4" / 68 cm  
 Weight: 62 lbs / 28 kg  
 Max. Load: 350 lbs / 159 kg  
 Paddler Level: Beg. - Adv.



## SWING™

Perfect for anyone whose watersport interest stretches beyond just paddling. SCUBA diving, fishing, snorkeling or just getting out for a leisurely paddle, this is the boat to do it in. The Swing™ is quick. It's maneuverable. And it cuts through waves and chop admirably. The innovative hull design has special tracking channels to add stiffness and keep you on course. If you need to stow a little gear, it has exceptional stowage capacity, including a specially designed cradle for your SCUBA tank.



**STANDARD FEATURES:** molded-in seat • self-bailing drain holes • accessory seat ready • H2O bottle slot • bow and stern grab handles • drain plug

**SPECIAL FEATURES:** integral kid's seat • Keepers™ footbraces • accessory deck loops • SCUBA tank/cooler cradles • large bow hatch • midship grab handles • accessory storage straps • high-visibility deck striping

**OPTIONAL:** anodized rudder

Length: 13'2½" / 403 cm  
 Width: 30¾" / 77 cm  
 Weight: 59 lbs / 27 kg  
 Max. Load: 375 lbs / 170 kg  
 Paddler Level: Beg. - Adv.



## TORRENT™

With a hull designed for the speed and challenges of swift rivers, the Torrent™ has an open-top design that lets you get out and play whether you're staying in a beach house or in a backwoods cabin. It's a great whitewater trainer for rivers up to Class IV. And it's a blast in moderate sea swells. Plus, because it's a sit-on-top, the only rolls you'll have to make are biscuits for breakfast.



**STANDARD FEATURES:** S-linear polyethylene • ergonomic molded-in seat • self-bailing drain holes • bow and stern grab handles • H2O bottle • drain plug • padded thigh straps • Keepers™ footbraces • storage hatch w/mesh bag

Length: 10'2½" / 311 cm  
 Width: 30¾" / 78 cm  
 Weight: 45 lbs / 20 kg  
 Sugg. Pad. Wt.: 100 - 250 lbs  
 45 - 113 kg  
 Paddler Level: Beg. - Adv.



## FIVE - O™

Designed by supreme surfmaster Dick Wold, the Five-O™ is for those paddlers with a heightened level of frolickness. Stable enough for a first-time paddler, yet amazingly maneuverable for you expert competitors. And no matter how hard you're shredding, you'll be throwing tricks in style. Because the Five-O is tricked-out itself with a molded-in seat, padded thigh straps and adjustable bulk-head foot support.



**STANDARD FEATURES:** S-linear polyethylene • molded-in seat • self-bailing drain holes • H2O bottle • drain plug • padded thigh straps • infinitely adjustable bulkhead foot support • removable fin • storage hatch w/mesh bag • three carry points w/molded handles

**OPTIONAL:** foot strap/seatbelt kit

Length: 9'9½" / 298 cm  
 Width: 28" / 71 cm  
 Weight: 45 lbs / 20 kg  
 Sugg. Pad. Wt.: 100 - 220 lbs  
 45 - 104 kg  
 Paddler Level: Int. - Adv.



# ACCESSORIES

To increase your performance on the water, we offer a wide variety of accessories and retrofitting kits. These are some of the best you'll find and are made specifically with the Perception paddler in mind. And since you can't always be on the water, we also have quite a few clothing options that let everyone know you have superb taste in kayaks.

## GEAR

Paddles, PFD's, sprayskirts and other paddling accessories are available through Harmony at [www.harmonygear.com](http://www.harmonygear.com).



### RIVER PASSAGE

This light, strong and durable blade is a great all-around whitewater paddle. Provides both power and acceleration. Asymmetrical design for smooth performance. Available in white nylon/glass and black carbon on either composite alloy or fiberglass shafts. (Carbon blade only available on fiberglass shaft.)



### NORTHWEST PASSAGE

Lightweight touring blade for an excellent combination of power and acceleration. Balanced dihedral design for smooth performance without flutter. Available in white, yellow or orange nylon/glass, as well as black carbon. Your option of anodized aluminum, composite alloy or fiberglass shaft. (Carbon blade only available on fiberglass shaft.)

Harmony offers a wide assortment of paddles that provide a custom fit for your style of paddling. Their blades are designed for a variety of waters and are available in nylon/glass or carbon fiber. They also have a number of different shaft materials, each with take-apart options. And all shafts come in several sizes to accommodate different heights. If you're choosing a paddle for the first time, the blades to the left are a good place to start. They're two of our most popular. And for good reason.



### WAVE

Specifically designed with kayakers in mind. Made from rugged Cordura® nylon with huge armholes for ease of paddling. Includes side cinch straps, adjustable belt, lash tab, D-ring and angled zipper for easy access.



### TOURING WAVE

Specifically designed for touring. Huge armholes for ease of paddling. Side cinch straps, an adjustable waist belt, expandable Velcro® pocket, lash tabs over left shoulder and right front, reflective striping and an angled zip for easy access.



### YOUTH WAVE

Designed for those who weigh between 50 and 90 pounds with a 26"-29" chest. It's a Type III PFD made of Oxford nylon with side cinch straps, a waist buckle, angled zip, a lash tab and D-ring.

## CLOTHING

### PERCEPTION HATS

You obviously have a good head on your shoulders if you paddle Perception. Show it off with one of these caps. Navy or Natural.



### PERCEPTION T-SHIRTS

100%-cotton logo T-shirts. Men's sizes S-XXL. White or Blue.

### VISORS

Keeps the sun out of your face or off your neck if you're into that whole backward vision thing. Royal or Burnt Orange.



### BABY DOLL T-SHIRT

Perception lei design printed on front. Women's sizes S-L.

## WHITEWATER



### LC-1

Made of 3mm premium neoprene, this skirt has an oversized rubber rand for a secure seal and a reinforced grab loop. Its seams are glued, blind-stitched and taped for ultra-waterproofing. And it's sized for larger cockpit boats. Also available as C-1.



### STANDARD

One of the best-selling skirts for standard-sized cockpits. Made of seriously durable 3mm neoprene with a rubber rand and an oversized, bright webbed grab loop. Tunnel is glued, sewn and taped.

## TOURING



### ULTRALITE

Waterproof and breathable, it comes loaded with features including Sympatex™ and reflective IllumiNITE™ fabrics, adjustable bungee, adjustable Darlex™ waist, webbed grab loop, implosion bar, taped seams and a mesh pocket with a secure inner pocket.



### TOURING

A great skirt for all-around, open-water paddling. It's made of nylon pack cloth and reflective IllumiNITE™ fabric for increased visibility. Also comes with adjustable bungee, adjustable Darlex™ waist, webbed grab loop, suspenders and taped seams.

## RECREATION



### K-2 SPORT

Made of coated pack cloth, this tandem skirt comes with a velcro center, two webbed grab loops and a completely adjustable bungee with rim clips. Saffron.



### SPORT

Nylon pack cloth skirt with an adjustable waist and bungee that makes it one-size-fits-all. Webbed grab loop is, of course, included. Saffron, Red and Black.


# OUTFITTING

After you've been paddling for a while, you might come to realize that your boat lacks certain features which would elevate your performance. That's why we offer a variety of retrofitting options. From our advanced thighbrace and outfitting systems for whitewater boats to our rudders and hatches for touring kayaks, these products will make you a more confident paddler. Which is bound to enhance your days on the water.

All mechanical parts for our rudder and skeg systems were chosen for simplicity, durability and maximum corrosion resistance. The fasteners are all stainless steel and the internal cable housing protects the cables from dirt and damage. Whichever you choose, it should provide years of near-zero maintenance and easy repair if needed. Like all mechanical products, these parts may break under unusual stress or eventually wear out. We warrant all parts against manufacturing defects for 90 days from date of purchase. We will repair or replace any defective component at our discretion.

## SKEG

Our skeg is a unique combination of 6160 aluminum, high-grade anodization and Teflon® blocks and pulleys. Easy deployment and true-tracking are both part of the package. So is a reflective logo for enhanced safety and visibility.



SKEGS AVAILABLE FOR:  
ANTIGUA™  
AMERICA™

## RUDDER KITS

Our rudders combine 6160 aluminum, high-grade anodization and ultra-slick Teflon® blocks and pulleys. This gives you effortless deployment and smooth control. They come standard with a reflective logo for enhanced safety and visibility.



RUDDER KITS AVAILABLE FOR:  
CAPTIVA™  
CAROLINA™  
CATALINA™  
CORONA™  
ECLIPSE™  
JOCASSE™  
PRISM™  
SHADOW™  
SOLE™  
SWING™  
SYNCHRO™  
VIZCAYA™



RUDDER KITS AVAILABLE FOR TANDEMS:  
AURORA™  
KEOWEE II™  
KEOWEE 3™



EXPEDITION KIT:  
CAROLINA

## EXPEDITION KITS

Add a hatch or two to your boat with one of our Expedition Kits. The America™ kit comes with a Widemouth™ 16" rubber-molded hatch for the stern. The Carolina™ kit includes two hatches: a Tightlock™ 10" rubber-molded hatch for your bow and a Widemouth™ 16" rubber-molded hatch for your stern. Either way, you'll increase your storage capacity and be ready for those multi-day trips.



EXPEDITION KIT: AMERICA

## DELUXE OUTFITTING KIT

Go one step further towards perfect performance with this kit. Includes oversized hip pads, hip pad spacers, wedges, seat sheet and sandpaper. Adhesive sold separately.



## COMPETITION WHITEWATER OUTFITTING KIT

Black and yellow swirls add style to your boat, while the components add incredible comfort. Includes seat pad, pleasure pod, back rest, thigh pads and hip pads. All packed in a handy mesh bag.



## T2 THIGHBRACE (AKA THIGH MASTER)

Enhance your comfort and performance by adding a set of T2s. They double your leverage and provide 3-D control for continuous contact during blunts, freewheels or while getting hammered. And they allow an easy transition from performance position to release.



## ROYALEX® REPAIR KIT

Easy-to-use kit repairs those unfortunate incidents that damage your Royalex® canoe. Includes fiberglass cloth, Royalex repair resin and applicators.

# WHITEWATER COMPARISON

## WHITEWATER INNOVATIONS

At Perception we're not apt to just sit around on our pleasure pods. We're always looking for ways to make our boats, and boats in general for that matter, better. Here are a few of things you'll find on our whitewater boats:

### BULL-DAWG® SECURITY BAR

A rock-solid way to provide a little security for your boat without sacrificing one iota of paddling performance.

### RELEASE RAILS

Reduces surface tension by lifting the hull when planing, decreases drag by deflecting the boat's wake away from the side-walls and throws in a fin-like directional control as a bonus.

### CUSTOMIZING COMFORTS

Pleasure pods. Softech seat pads and foam back supports all designed for nothing short of paddling bliss.



### THIGH MASTER™

This is it. The one and only, 3-D control for continuous contact during blunts, freewheels, or just plain getting hammered. It doubles your leverage by letting you use both legs simultaneously, greatly enhances hip comfort and provides an easy transition from performance position to release.

### ADJUSTABLE BULKHEAD SYSTEM

Foot comfort, positive contact and enhanced performance in a solid, full bow system.

	6 FEET	7 FEET	8 FEET	9 FEET	10 FEET	INCHES/ CENTIMETERS	INCHES/ CENTIMETERS	POUNDS/ KILOGRAMS
	BOAT LENGTH					WIDTH	COCKPIT	WEIGHT
						24½"	33½" X 19"	34 lbs.
						62 cm	85 cm X 48 cm	15 kg
						23½"	33½" X 19"	32 lbs.
						60 CM	85 CM X 48 CM	14 kg
						24½"	33½" X 19"	40 lbs.
						62 cm	85 cm x 48 cm	18 kg
						25½"	33½" X 19"	32 lbs.
						65 cm	85 cm X 48 cm	14 kg
						24½"	33½" X 19"	38 lbs.
						62 cm	85 cm X 48 cm	17 kg
						24½"	33½" X 19"	40 lbs.
						63 cm	85 cm X 48 cm	18 kg
						24½"	33½" X 19"	38 lbs.
						62 cm	85 cm X 48 cm	17 kg
						23½"	33½" X 19"	34 lbs.
						59 cm	85 cm X 48 cm	15 kg
						24½"	33½" X 19"	35 lbs.
						62 cm	85 cm X 48 cm	16 kg
						24½"	33½" X 19"	39 lbs.
						63 cm	85 cm X 48 cm	18 kg
						25½"	33½" X 19"	38 lbs.
						64 cm	85 cm X 48 cm	17 kg
						22½"	28½" X 18½"	28 lbs.
						57 cm	72 cm X 46 cm	13 kg
						25"	32½" X 19½"	40 lbs.
						64 cm	83 cm X 50 cm	18 kg
						25½"	33½" X 19"	44 lbs.
						64 cm	85 cm X 48 cm	20 kg

VOLUME GALONS/ LITERS	SUGGESTED PADDLER WEIGHT MIN TO MAX	BEGINNER INTERMEDIATE ADVANCED	LEARNING CLASS I, II, III	CLASS IV+ RIVER RUNNING	SURFING	CARTWHEELING	FLAT SPINNING	CREAKING	BIG WATER	EASE OF ROLLING	CRUISING SPEED	S-L POLYETHYLENE	DOUBLE-LAMINATED	ADJUSTABLE WALLS	ROW/STERN BULLDOG™	H2O BOTTLE	DRAIN PLUG	SECURITY BARS	OUTFITTING KIT	THIGH MASTER™ THIGHBRACES	ADJ. BULLHEAD FOOT SYSTEM	BACK RATCHET BACKBAND	ADJ. PLEASURE POD	AVAILABLE AS C-1	KAYAK MODEL	
																										PADDLER
50 gal. 189 liters	130-190 lbs. 59-86 kg	○ ● ●	1 3	1 3	3 3	3 3	0 0	1 0				S		S S	S				S	S S	S S	S	0			FULL-TILT
55 gal. 207 liters	80-150 lbs. 36-68 kg	○ ● ●	1 3	1 3	3 3	3 3	0 0	3 0				S		S S	S				S	S S	S S	S	0			SPIN
50 gal. 227 liters	110-190 lbs. 50-86 kg	● ● ●	2 3	3 3	1 0	0 0	3 2	3 1				S	S	S S	S S				S	S S	S S	S	0			JAVA
48 gal. 182 liters	160-220 lbs. 73-100 kg	○ ● ●	0 3	1 3	3 3	3 3	0 0	1 0				S		S	S				S	S S	S S	S	0			LUCID
52 gal. 197 liters	110-170 lbs. 50-77 kg	● ● ●	3 3	2 1	0 0	1 2	3 1					S S	S S	S S	S S								0			SONIC
55 gal. 208 liters	150-220 lbs. 68-100 kg	● ● ●	3 3	2 1	0 0	1 2	3 2					S S	S S	S S	S S								0			SUPER SONIC
47 gal. 178 liters	130-200 lbs. 59-91 kg	○ ● ●	1 3	1 3	3 3	3 0	1 1	1				S S	S S	S S	S S				S	S S	S S	S	0			AMP
42 gal. 159 liters	90-170 lbs. 41-77 kg	○ ● ●	1 3	1 3	3 3	3 0	1 2	1				S S	S S	S S	S S				S	S S	S S	S	0			SHOCK
38 gal. 140 liters	90-150 lbs. 41-68 kg	● ● ●	3 3	2 2	2 2	1 0	3 0					S S	S S	S S	S S				S	S S	S S	S	0			METHOD
44 gal. 167 liters	140-170 lbs. 63-77 kg	● ● ●	3 3	2 2	1 2	1 1	2 1					S S	S S	S S	S S				S	S S	S S	S	0			METHOD AIR
55 gal. 208 liters	130-200 lbs. 59-91 kg	○ ● ●	3 3	3 2	0 2	2 3	2 2					S S	S S	S S	S S				S	S S	S S	S	0			MADNESS
38 1/2 gal. 148 liters	50-140 lbs. 23-64 kg	● ● ●	1 3	1 2	3 2	0 0	3 0					S S	S S	S	S							S	0			JIB
52 gal. 195 liters	110-210 lbs. 50-95 kg	● ● ●	2 3	3 1	0 0	3 3	3 2					S S	S S	S S	S S						S	0				PHAT
57 gal. 214 liters	150-240 lbs. 68-109 kg	● ● ●	3 3	3 1	0 0	2 2	3 3					S S	S S	S S	S S					S	S	0				STIKINE

WHITEWATER

3=EXCELLENT 2=GOOD 1=OK 0=NOT SUITABLE S=STANDARD 0=OPTION

# PERCEPTION COMPARISON

## TOURING INNOVATIONS

Spend any length of time on the water and you quickly realize beauty is in the details. At Perception we don't stop designing when we're finished with the hull. Just take a look at this small sampling of features you'll find in Perception touring kayaks:

### HATCHES

#### EASY OPEN HATCHES

Covered with neoprene, this easy-to-open one-handed hatch uses a bungee and hatch-lip design to secure the lid and form a watertight seal. The bungee works as both a retention strap and security mechanism.

#### TIGHTLOCK RUBBER-MOLDED HATCH COVER

An easy-to-use rubber hatch cover that's watertight. The undercut, thick lip ensures a secure seal over a round ten-inch opening.

#### WIDEMOUTH RUBBER-MOLDED HATCH COVER

Same watertight seal as the tight lock but with an even bigger opening (16" diameter). Anti-slip grip, makes it super simple to open and close the hatch.

### HARDWARE

#### RUDDER

Our rudders combine rugged 6160 aluminum, high-grade anodization and ultra-slick Teflon blocks and pulley to give you effortless deployment and smooth control. Reflective logo for enhanced safety and visibility.

#### SKEG

Offers you a choice between rudder-free and ruddered boating. Combining rugged 6160 aluminum high-grade anodization and ultra-slick Teflon blocks and pulleys, this skeg gives you effortless deployment and smooth control. Comes standard with a reflective logo for enhanced safety and visibility.

#### GRAB HANDLES

Comfortable and convenient, our molded handles actually conform to your hand to provide carrying control even in the most demanding conditions.

#### TOP DAWG™ SECURITY BAR

A super-tough, injection-molded cleat designed to work with any chain or cable for car-top security. Plus it also has "wings" - providing the perfect teather point for docking and mooring.

### SEATING

#### SOFTTECH CUSTOMIZABLE SEAT PAD

Softtech pads make it easy to custom outfit your boat. Recessed trim channels provide an easy-to-follow pattern, pressure-sensitive adhesive creates a superior bond and they even have airflow "comfort zones" to improve circulation.

#### NEOGEL BACK PAD

Supple but firm gel conforms and supports all at the same time.

#### COMFORTECH SEAT

Made of a special material that resists abrasions, UV breakdown, saltwater and microbial build-up.

### SAFETY

#### FOAM BULKHEADS

An alternative to rotomolded bulkheads, our foam bulkheads not only seal out water, but add a measure of intrinsic boat floatation as well.

#### REFLECTIVE LOGOS

3M Scotchlite™ technology provides more than a half mile of visibility in daylight, low light and dark conditions.

	13 FEET	14 FEET	15 FEET	16 FEET	17 FEET	18 FEET	19 FEET	20 FEET	21 FEET	22 FEET	INCHES/ CENTIMETERS	INCHES/ CENTIMETERS
	BOAT LENGTH										WIDTH	CAPACITY
<b>ECLIPSE COMPOSITE</b>											22"	34½" X 18"
											56 cm	88 cm X 46 cm
<b>SHADOW COMPOSITE</b>											21½"	34½" X 18"
											55 cm	88 cm X 46 cm
<b>CORONA COMPOSITE</b>											22½"	34½" X 18"
											58 cm	88 cm X 46 cm
<b>SOLÉ COMPOSITE</b>											22½"	34½" X 18"
											57 cm	88 cm X 46 cm
<b>CARETTA COMPOSITE</b>											26"	34½" X 18"
											66 cm	88 cm X 46 cm
<b>ECLIPSE</b>											22½"	34½" X 18"
											57 cm	88 cm X 46 cm
<b>SHADOW</b>											22"	35" X 18½"
											56 cm	89 cm X 47 cm
<b>CORONA</b>											22½"	34½" X 18"
											57 cm	88 cm X 46 cm
<b>SOLÉ</b>											22½"	35" X 18½"
											57 cm	89 cm X 47 cm
<b>VIZCAYA</b>											24"	34½" X 21"
											61 cm	88 cm X 53 cm
<b>CAROLINA</b>											25½"	34½" X 20"
											64 cm	87 cm X 51 cm
<b>CATALINA</b>											22½"	33" X 20"
											58 cm	84 cm X 51 cm
<b>CAPTIVA</b>											25½"	34½" X 21½"
											64 cm	87 cm X 54 cm

\*F = Fiberglass  
A = Aramid Fiber  
B = Basic  
E = Expedition

POUNDS/  
KILOGRAMS

APPROXIMATE  
DRY STORAGE














POUNDS/  
KILOGRAMS

WEIGHT\*

CAPACITY

MAX LOAD

BOW AND STERN DECK RIGGING  
ADJUSTABLE THERMOFORMED SEAT  
KEEPERS™ THIGHBRACES  
H2O AND STERN FOOTBRACES  
MOLDED-IN SEAT  
BOW AND STERN DRY STORAGE  
ERGO SPORT DRY STORAGE  
DUAL TRACKING CHANNELS  
NEOREL™ SEAT BACK PAD  
SOFTTECH™ SEAT BACK PAD  
3M™ REFLECTIVE CUSTOMIZABLE SEAT PAD  
EASY OPEN™ BOW/STERN SAFETY LIME  
RUBBER-MOLDED GRAB HANDLES  
STERN ACCESSORY STRAPS  
LG. MID ACCESSORY STRAPS  
MID COMPARTMENT STRAPS  
TOP DIVING™ SECURITY/HATCH  
SMART TRACK™ SECURITY/HATCH  
ADJUSTABLE REMOTE ADJ. FOOTBRACE SYSTEM  
10" RUBBER-MOLDED BOW SEAT  
26" RUBBER-MOLDED BOW HATCH  
SEAT BACKBAND  
COMPOSITE BOW/STERN HATCH  
ANODIZED RUDDER

WEIGHT*	CAPACITY	MAX LOAD	BOW AND STERN DECK RIGGING	ADJUSTABLE THERMOFORMED SEAT	KEEPERS™ THIGHBRACES	H2O AND STERN FOOTBRACES	MOLDED-IN SEAT	BOW AND STERN DRY STORAGE	ERGO SPORT DRY STORAGE	DUAL TRACKING CHANNELS	NEOREL™ SEAT BACK PAD	SOFTTECH™ SEAT BACK PAD	3M™ REFLECTIVE CUSTOMIZABLE SEAT PAD	EASY OPEN™ BOW/STERN SAFETY LIME	RUBBER-MOLDED GRAB HANDLES	STERN ACCESSORY STRAPS	LG. MID ACCESSORY STRAPS	MID COMPARTMENT STRAPS	TOP DIVING™ SECURITY/HATCH	SMART TRACK™ SECURITY/HATCH	ADJUSTABLE REMOTE ADJ. FOOTBRACE SYSTEM	10" RUBBER-MOLDED BOW SEAT	26" RUBBER-MOLDED BOW HATCH	SEAT BACKBAND	COMPOSITE BOW/STERN HATCH	ANODIZED RUDDER		
F: 58 lbs. A: 46 lbs.	8850 cu. in.	425 lbs.	S	S	S	S	S	S	S	S	S	S	S	S	S	S	S	S	S	S	S	S	S	S	S	S		ECLIPSE COMPOSITE
F: 26 kg A: 21 kg	145 liters	193 kg																										
F: 55 lbs. A: 44 lbs.	8050 cu. in.	350 lbs.	S	S	S	S	S	S	S	S	S	S	S	S	S	S	S	S	S	S	S	S	S	S	S	S		SHADOW COMPOSITE
F: 25 kg A: 20 kg	131 liters	159 kg																										
F: 53 lbs. A: 40 lbs.	7500 cu. in.	350 lbs.	S	S	S	S	S	S	S	S	S	S	S	S	S	S	S	S	S	S	S	S	S	S	S	S		CORONA COMPOSITE
F: 24 kg A: 18 kg	124 liters	159 kg																										
F: 50 lbs. A: 43 lbs.	6800 cu. in.	275 lbs.	S	S	S	S	S	S	S	S	S	S	S	S	S	S	S	S	S	S	S	S	S	S	S	S		SOLE COMPOSITE
F: 23 kg A: 20 kg	111 liters	125 kg																										
F: 83 lbs. A: 72 lbs.	20,000 cu. in.	750 lbs.	S	S	S	S	S	S	S	S	S	S	S	S	S	S	S	S	S	S	S	S	S	S	S	S		CARETTA COMPOSITE
F: 38 kg A: 33 kg	328 liters	340 kg																										
68 lbs.	8850 cu. in.	425 lbs.	S	S	S	S	S	S	S	S	S	S	S	S	S	S	S	S	S	S	S	S	S	S	S	S		ECLIPSE
31 kg	145 liters	193 kg																										
63 lbs.	8050 cu. in.	350 lbs.	S	S	S	S	S	S	S	S	S	S	S	S	S	S	S	S	S	S	S	S	S	S	S	S		SHADOW
29 kg	131 liters	159 kg																										
60 lbs.	7500 cu. in.	350 lbs.	S	S	S	S	S	S	S	S	S	S	S	S	S	S	S	S	S	S	S	S	S	S	S	S		CORONA
27 kg	124 liters	159 kg																										
53 lbs.	6800 cu. in.	275 lbs.	S	S	S	S	S	S	S	S	S	S	S	S	S	S	S	S	S	S	S	S	S	S	S	S		SOLE
24 kg	111 liters	125 kg																										
B: 62 lbs. E: 68 lbs.	8500 cu. in.	400 lbs.	S	S	S	S	S	S	S	S	S	S	S	S	S	S	S	S	S	S	S	S	S	S	S	S		VIZCAYA
B: 28 kg E: 31 kg	139 liters	181 kg																										
B: 59 lbs. E: 61 lbs.	8600 cu. in.	400 lbs.	S	S	S	S	S	S	S	S	S	S	S	S	S	S	S	S	S	S	S	S	S	S	S	S		CAROLINA
B: 27 kg E: 28 kg	140 liters	181 kg																										
B: 51 lbs. E: 53 lbs.	5500 cu. in.	275 lbs.	S	S	S	S	S	S	S	S	S	S	S	S	S	S	S	S	S	S	S	S	S	S	S	S		CATALINA
B: 23 kg E: 24 kg	90 liters	125 kg																										
B: 62 lbs. E: 64 lbs.	11,050 cu. in.	425 lbs.	S	S	S	S	S	S	S	S	S	S	S	S	S	S	S	S	S	S	S	S	S	S	S	S		CAPTIVA
B: 28 kg E: 29 kg	181 liters	193 kg																										

S=STANDARD O=OPTION

TOURING

DAY TOURING

# RECREATIONAL & SIT-ON-TOP COMPARISON

## NEW HIGH BACK SEATS

Several of our rec boats come with a new feature for 2002 – padded seat backs that reach beyond the lumbar area to support the entire back. This provides lounge-chair comfort for a full day on the water.

## SEAT OPTIONS

Many rec kayaks and sit-on-tops feature ergonomically contoured, molded-in seats for optimal comfort. Solo-paddling boats at the top of the rec line also feature an adjustable back rest for good support that doesn't sacrifice performance. Some tandems include padded seat bottoms. And a few sit-on-tops come with the Softech™ customizable seat pad.

## KEEPERS™ FOOTBRACES

Keepers™ come on most of our rec boats and on several sit-on-tops. They're fully adjustable for leg length and allow you to maximize your paddling performance by providing full-contact with the boat.

## DUAL TRACKING CHANNELS

Most recreational kayaks feature two channels that run the length of the hull to enhance their tracking abilities without the use of a skeg or rudder.

## HATCHES

Throughout our recreational and sit-on-top categories, you'll find a vast array of hatches that keep your supplies dry. Many rec boats are equipped with a Tightlock™ 10" round rubber hatch on the stern for day-tripping gear. The America™ and the Mandalay™ come with the 16" Widemouth hatch (two on the Mandalay), providing even greater storage capacity. Other sit-on-tops have bow and stern hatches with gear straps for full-on expedition paddling.

## CHILD'S SEAT

An option on some boats and standard on others, the comfortable child's seat lets you forgo the cost of a babysitter and introduce your offspring to the most important things in life.

## SELF-BAILING DRAIN HOLES

Found on our whitewater and surf sit-on-tops, these holes automatically drain any water that makes its way onto the deck. During cold-weather paddling, they can easily be closed with scupper plugs.

## THIGH STRAPS

Also on whitewater and surf sit-on-tops, these provide a counter-force for superior performance while taking on big water.

	BOAT LENGTH							WIDTH	COCKPIT	WEIGHT	CAPACITY	MAX LOAD
	9 FEET	10 FEET	11 FEET	12 FEET	13 FEET	14 FEET	15 FEET					
	INCHES/ CENTIMETERS											
	INCHES/ CENTIMETERS									POUNDS/ KILOGRAMS	POUNDS/ KILOGRAMS	POUNDS/ KILOGRAMS
<b>ANTIGUA</b> 								27½" 69 cm	34½" X 20½" 88 cm X 51 cm	B: 53 lbs. E: 56 lbs. B: 24 kg E: 25 kg	4450 cu. in. 73 liters	400 lbs. 181 kg
<b>AMERICA</b> 								27" 69 cm	47" X 21" 119 cm X 53 cm	B: 58 lbs. E: 61 lbs. B: 26 kg E: 28 kg	4750 cu. in. 78 liters	450 lbs. 204 kg
<b>ACADIA DT</b> 								27" 69 cm	34½" X 20½" 88 cm x 51 cm	53 lbs. 24 kg	4450 cu. in. 73 liters	400 lbs. 181 kg
<b>SIERRA</b> 								28½" 72 cm	47" X 21" 119 cm x 53 cm	B: 46 lbs. E: 48 lbs. B: 21 kg E: 22 kg	3125 cu. in. 51 liters	450 lbs. 204 kg
<b>UMIAK</b> 								21½" 55 cm	30" X 17½" 76 cm x 45 cm	38 lbs. 17 kg		200 lbs. 91 kg
<b>SWIFTY</b> 								29" 74 cm	42½" X 20½" 107 cm X 52 cm	38 lbs. 17 kg		350 lbs. 159 kg
<b>SPARKY</b> 								29½" 75 cm	43½" X 20½" 100 cm x 52 cm	38 lbs. 17 kg		350 lbs. 159 kg
<b>FONTANA</b> 								31" 79 cm	88" X 25" 224 cm x 64 cm	62 lbs. 28 kg	3200 cu. in. 52 liters	550 lbs. 249 kg
<b>KEOWEE III</b> 								33" 84 cm	88" X 25" 224 cm x 64 cm	82 lbs. 37 kg	5500 cu. in. 90 liters	650 lbs. 295 kg
<b>AURORA</b> 								32" 81 cm	92½" X 26" 235 cm x 66 cm	96 lbs. 44 kg	4500 cu. in. 74 liters	700 lbs. 316 kg
<b>NAPALI</b> 								26½" 68 cm		74 lbs. 34 kg		375 lbs. 170 kg
<b>MANDALAY</b> 								29½" 75 cm		85 lbs. 39 kg		625 lbs. 283 kg
<b>ILLUSION</b> 								26½" 68 cm		62 lbs. 28 kg		350 lbs. 159 kg
<b>SWING</b> 								30½" 77 cm		59 lbs. 27 kg		375 lbs. 170 kg
<b>TORRENT</b> 								30½" 78 cm		45 lbs. kg		100-250 lbs. 45-113 kg (Paddler Weight)
<b>FIVE-0</b> 								28" 71 cm		45 lbs. 20 kg		100-220 lbs. 45-104 kg (Paddler Weight)





## SAFE PADDLING

Like all watersports, paddling can be dangerous if you exceed your personal limits or the capability of your boat — so obtain proper paddling instruction from your local Perception dealer or paddling club before venturing out on your own. Always wear a Coast Guard-approved Personal Flotation Device, and use a helmet when running rivers. Then, be sure to use the buddy system and never paddle alone. Carefully supervise children, and never, ever let them paddle alone. Remember, substance abuse and paddling don't mix — and can sometimes be fatal. Finally, read your owner's manual — and call us if you need another.

## CONSERVATION

There's only one thing more essential to kayaking than a kayak, and that's water. Healthy rivers, lakes, streams and oceans are important to us as people, as paddlers and as inhabitants of the planet. That's why as a company, we do everything we can to protect and preserve the resource. When you purchase a Perception product, you're helping to support numerous major conservation efforts. Critical programs, associations and foundations like the ones listed here:

American Rivers • American Whitewater • California Hydro • Ducks Unlimited • Eco-Challenge • Environmental Traveling Companions • Friends of Hurricane Creek • Friends of the Cheat • Friends of the River • Idaho Rivers United • Maine Island Trail • Mountain River Action Network • National Waterfalls • New England F.L.O.W. • National Organization of Whitewater Rodeo (NOWR) • Oregon Natural Desert Association • Pacific Rivers Council • Project RAFT • Project Key West • River Conservation • International River Conservationist of the Year Awards • River Odysseys West • Rivers Alliance of Connecticut • River Network • River Link • San Juan Mountain Association • Tallulah Falls Heritage Association • The Conservation Alliance • Trade Association of Paddlesports (TAPs) • Trout Unlimited • Upper Chattahoochee River Keepers • Utah Rivers Council • Washington Water Trials • West Virginia Rivers Coalition • Wild Turkey Federation

## INTERNATIONAL PARTNERS

Perception's international mission is to lead the industry in setting the standards for quality, integrity, distribution and the best customer service world-wide. To accomplish this, we have established international distribution channels, with licensee manufacturers and wholesale distributors, which meet and exceed these high standards we set forth. Our goal is to work through these distribution channels to provide the same level of excellence, in the rest of the world, as we strive to accomplish in our domestic market. Together, with our international partners, we are leading the way in providing the world market with the best kayaks and service possible.

**MONTBELL** — Japan: 1-33-20 Shinmachi Nishi Ku, Osaka Japan 550. Phone: 011-8166-5314762 Fax: 011-8166-531-9793 E-Mail: montbellint@pop12.odn.ne.jp

**PERCEPTION KAYAKS UK** (Gaybo Ltd.) — England (Europe), Bellbrook Business Park, Bell Lane Uckfield, East Sussex, TN22 1QU England. Phone: 011-44-1825-765-891 Fax: 011-44-1825-763-707 E-Mail: andreg@perception.co.uk

**PERCEPTION NEW ZEALAND** (Current Craft) — New Zealand (New Zealand, Australia, South East Asia, Polynesia) P.O. Box 5270, 16-20 Sutton Place, Palmerston North, New Zealand. Phone: 011-646-356-7411 Fax: 011-646-358-9831 E-Mail: clare@perceptionkayaking.co.nz

**AQUASUR TRADING** — South of the Border (Mexico, Central America, North Western South America) 388 7th street NE, Atlanta, GA 30308. Phone: 404-875-7704 Fax: 404-875-2410 E-Mail: aquasur@mindspring.com

**AQUA SPORTS INC.** — South America (Brazil), 25 Chauncey Creek Rd., Kittery Point, ME 03905. Phone: 207-439-8596 Fax: 207-439-5563


**AQUA SPORTS** — Puerto Rico (Puerto Rico, southeast Caribbean), P.O. Box 360065, • San Juan 00936-0065 Puerto Rico. Phone: 787-782-6735 Fax: 787-781-3612

## WARRANTY INFORMATION

Warranty: Perception kayaks are famous for their quality, ingenuity and sophisticated engineering. Even so, occasionally a product imperfection does occur. If this imperfection is due to a defect in materials or manufacturing, it's covered by the Perception Five-Year Warranty Program and will be repaired or replaced. The warranty covers the hull for a period of five years as set forth by the prorated replacement schedule. The warranty also covers the internal component parts for a period of one year. Any items repaired or replaced will be covered as if they were the original parts purchased. Perception will pay shipping costs to an authorized Perception Warranty Center (first year only). The Five-Year Warranty is extended only to the original boat owner and it is not transferable to other parties. The warranty is activated upon receipt by Perception of the completed warranty registration card. Consult a Perception owner's manual for further warranty information. Paddling gear and accessories are covered under individual warranties.

## PHOTO CREDITS

Photo Credits: Chris Fuller: 3, 54 • Keith Fialcowitz: 3 • Keith Fialcowitz/Amy Mekelburg: 18 • David Sams: 3, 32/33, 38 • Cameron Lawson: 3, 40, 43, 44 • Jenn Huckins: 2/3, 4, 28 • Charley Munsey: 4, 18/19 • Dan Gavere: 4 • Luke Hopkins: 4, 5, 6 • Jed Weingarten: 4, 13, 32 • Brandon Knapp: 9 • Christopher Smith: 36 • Jennings Steger: 10 • Scott Harding: 14, 18, 20, 24, 28, 30 • Kit Noble: 18, 28 • Onne Van Der Wal: 23 • James Kay: 28



Utah Rivers  
Council





**perception®**

ONE WITH WATER

2002

© 2002 PERCEPTION KAYAKS. A DIVISION OF WATERMARK PADDLESPO RTS. INC.  
111 KAYAKER WAY, EASLEY, SC 29642 USA · 1-800-59-KAYAK · [www.kayaker.com](http://www.kayaker.com)

Printed on recycled paper in the USA.