

the spirit of adventure



perception

2010 PRODUCT CATALOG

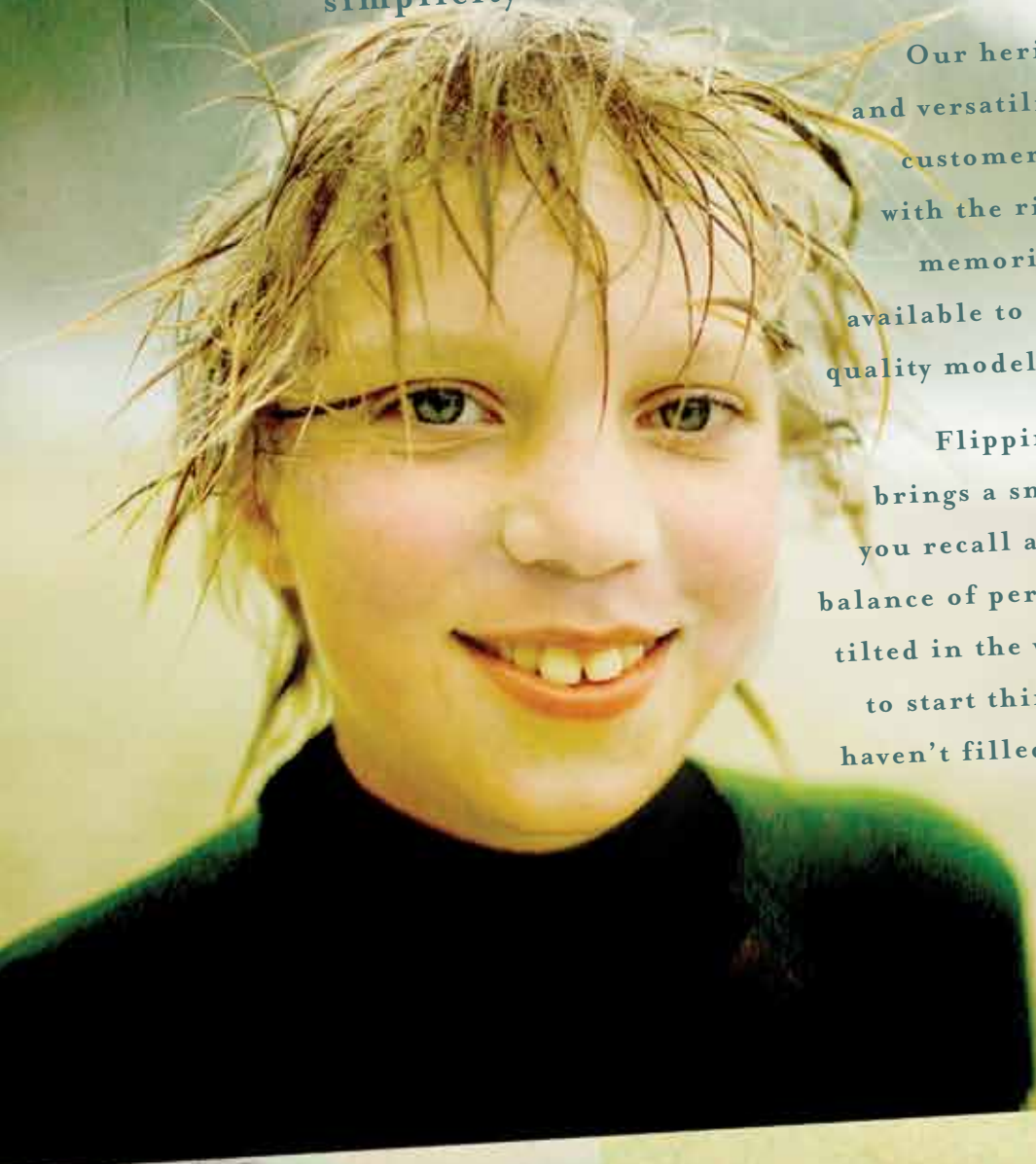


*spend every second
of smiling*

Sometimes it seems like the things you do to "live life to the fullest" can just wind up making it even more complicated. For over 30 years, Perception has been helping people bring that little bit of simplicity back to their lives and share it with the ones they love.

Our heritage of performance, dependability, and versatility is born out of our respect for our customers and for the outdoors. We know that with the right kayak you can build a lifetime of memories, and we want those memories to be available to everyone. That's why we make the best quality models for the money you'll find anywhere.

Flipping through an old photo album always brings a smile to your face that won't go away, as you recall a simpler place. Since then, maybe the balance of personal time, family time, and work has tilted in the wrong direction. Maybe now's the time to start thinking about those blank pages that you haven't filled yet and what you'll be doing in them.



You're now ready to find some water in a kayak, and not just any will do. Perception puts you into the right kayak for your lifestyle, whether it's spending time with the family, relaxing alone, going on the adventure of a lifetime, or simply adding some excitement to your exercise routine. What are you waiting for? Start experiencing the thousands of places and journeys that a kayak can take you. Make the next chapter of your story even better than the last. Once you're on the water, you'll see your stress fade away, but your smile never will.



*table of
contents*

RECREATIONAL KAYAKS

- 4 ACADIA
- 5 PRODIGY
- 6 SEARCH
- 7 TRIBE

TOURING KAYAKS

- 9 CAROLINA
- 10 TRIBUTE
- SEA KAYAKS
- 13 ESSENCE

how to choose a kayak

When choosing your perfect kayak, there are many factors to take into consideration. We recommend talking to your local Perception dealer to help with this decision. Information provided here will help you understand kayak differences and steer you in the right direction.

STEP ONE: PADDLING STYLE | Where do you want to kayak and what will you be doing? Perception kayaks fall into 3 categories. Each category has the right combination of size options, outfitting, gear, storage, and performance features for the intended uses outlined in the chart below.

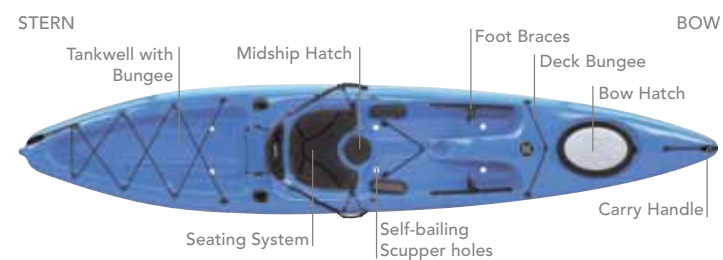
FACTORS TO CONSIDER	RECREATIONAL	TOURING	SEA KAYAKING
IDEAL TYPES OF WATER	Ponds, small lakes, bays, slow moving rivers	Lakes, bays, moving rivers, currents, limited ocean use	Lakes, bays, moving rivers, rougher currents, ocean
TRIP DURATION	Day trips	Day or weekend trips (less than 20 miles)	Day or weekend trips, expeditions
SKILL LEVELS	Beginner to intermediate	Intermediate to Advanced	Intermediate to Advanced
GEAR STORAGE	Low to Moderate	Moderate	Moderate to High

STEP TWO: PERFORMANCE CHARACTERISTICS | There are a variety of design factors affecting performance and many kayaks share features with more than one category. The chart below will help you compare how you want to paddle with the typical performance attributes of each category relative to the others.

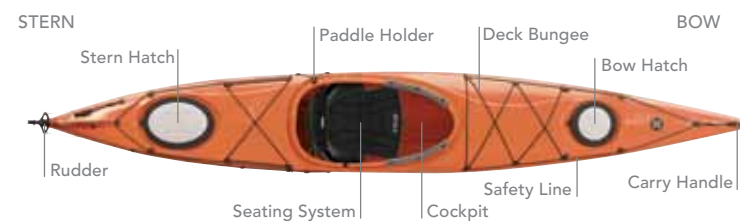
CHARACTERISTIC	RECREATIONAL	TOURING	SEA KAYAKING	DEFINITIONS
STABILITY	Best	Better	Good	Stability – general capability of boat’s resistance to tipping over under normal conditions.
SPEED / GLIDE	Good	Better	Best	Speed – boat’s efficiency moving through the water and potential for higher velocity.
TRACKING	Good	Better	Best	Tracking – boat’s ability to stay in a straight line.
MANEUVERABILITY	Best	Better	Good	Maneuverability – boat’s ability to turn easily.
CONTROL	Good	Better	Best	Control – Ability to use advanced techniques for precision movement on each axis, in varied terrain and conditions.

STEP THREE: FEATURES AND OUTFITTING | Once you’ve decided on a kayak model or two that fits your needs, looking at the features and outfitting can help in making your decision.

SIT-ON-TOP KAYAK



SIT-IN KAYAK



COCKPIT: Cockpit outfitting is key to finding the best fit for comfort, safety, and control. Look for inclusion of a thigh brace or backrest, and adjustability if you will be doing longer trips or kayaking rough conditions. Pay attention to cockpit size to ensure it fits your body type.

HATCHES AND BULKHEADS: Located at either end of the boat, the hatch is the opening to store gear and the bulkhead is the vertical wall that seals the compartment. Also a great safety feature providing buoyancy to the boat.


DECK RIGGING: Deck lines, bungees, and toggles add safety and convenience for certain types of paddling. A spare paddle, compass, navigational charts, and other items can be readily available on deck.

RUDDER: A mechanical device at the stern of the boat that is foot controlled and can aid in both steering and tracking.

DROP-SKEG: Mechanical device at the stern of the boat that can be deployed or retracted by hand. Aids in tracking, but not steering.

Finally, we offer a variety of sizes in all of our kayak categories to comfortably accommodate paddlers of all proportions. The best way to ensure the right fit is to schedule a demo with your local dealer.

To see a full assortment of outfitting and accessories visit www.harmonygear.com.



Recreation Kayaks

Fun on the water for everyone – it’s what our recreation kayaks are all about. But what makes a Perception different is that we want kayaking to be part of your active lifestyle, which doesn’t happen in a slow, bulky boat. Our recreational kayaks offer speed, control, and comfort you’d never expect, with the manageability and stability you do. Once you’ve paddled one out on the lake, you’ll wish next weekend was here already.



ACADIA SCOUT 10.0

Childhood memories that last a lifetime don't happen in front of the TV. That's why the Acadia Scout is designed just for kids in every way. The lowered deck is the perfect height for visibility while the hull isn't too wide to paddle easily around lakes and ponds. Add in the speedy design and simple, tough outfitting and this trip's one for the photo album.



FEATURES: Molded-In Seat with Adjustable Backband • SlideLock Adjustable Foot Braces • Soft Touch Handles

Max Capacity: 150 lbs / 68 kg
 Length: 10' / 305 cm
 Width: 23" / 58 cm
 Deck Height: 10.5" / 26 cm
 Boat Weight: 25 lbs / 11 kg
 Cockpit Length: 28" / 71 cm
 Cockpit Width: 18" / 46 cm



ACADIA 11.5

Ready to get into paddling, but worried your only options are bulky and uncomfortable recreational boats? Then quit worrying, pack the picnic, and head to the lake in the Acadia 11.5. It offers the stability you'll need, but the shallow V-hull delivers unexpected speed. Instantly after sitting in the comfortable, adjustable Zone® outfitting system, you'll know you made the right choice.



FEATURES: Zone Seat • SlideLock Adjustable Foot Braces • Stern Hatch • Bungee Deck Rigging • Soft Touch Handles • Stern Bulkhead

Max Capacity: 365 lbs / 166 kg
 Length: 11'3" / 343 cm
 Width: 28" / 71 cm
 Deck Height: 13.5" / 34 cm
 Boat Weight: 48 lbs / 22 kg
 Cockpit Length: 38" / 97 cm
 Cockpit Width: 21" / 53 cm



ACADIA II 14.0

It's true; getting out on the water in a tandem with a friend, the family, or even the dog is as fun as you think. Don't do it in just any kayak, pick the most fun recreational tandem on the market. Three comfortable, sliding seats for all sized paddlers and a high seat back combine with signature Acadia series performance to share the adventure.



FEATURES: Adjustable Tandem Seating • Keepers Adjustable Foot Braces • Stern Hatch • Bungee Deck Rigging • Soft Touch Handles • Stern Bulkhead

Max Capacity: 650 lbs / 295 kg
 Length: 14'3" / 434 cm
 Width: 33.25" / 84 cm
 Deck Height: 13.75" / 35 cm
 Boat Weight: 82 lbs / 37 kg
 Cockpit Length: 86.75" / 220 cm
 Cockpit Width: 24.5" / 62 cm



PRODIGY 10.0

This is what made recreational kayaking such a popular outdoor pastime. The Prodigy 10.0 is ready for many types of water, from lakes to slow, deep rivers. The no-hassle size is easy to throw on a car and to store. Most importantly, it's comfortable and one of the best performing kayaks in its class. And it's affordable, so there's nothing keeping you from your active lifestyle.



FEATURES: Zone Seat • Zone Knee/Thighpad • SlideLock Adjustable Foot Braces • Soft Touch Handles

Max Capacity: 275 lbs / 125 kg
 Length: 10' / 305 cm
 Width: 29.5" / 75 cm
 Deck Height: 15.25" / 39 cm
 Boat Weight: 43 lbs / 20 kg
 Cockpit Length: 51" / 130 cm
 Cockpit Width: 23" / 58 cm



PRODIGY 12.0

Explore what's a little further from land - load up the water-tight storage compartment for that all-day trip in a Prodigy 12.0. Maybe just relax and bring your bird watching or fishing gear. Efficient performance and exceptional comfort help you make the most of any day.



FEATURES: Zone Seat • Zone Knee/Thighpad • SlideLock Adjustable Foot Braces • Stern Hatch • Bungee Deck Rigging • Comfort Carry Handles • Stern Bulkhead

Max Capacity: 350 lbs / 159 kg
 Length: 12'2" / 369 cm
 Width: 27.25" / 69 cm
 Deck Height: 15.25" / 39 cm
 Boat Weight: 51 lbs / 23 kg
 Cockpit Length: 51" / 130 cm
 Cockpit Width: 23" / 58 cm



SEARCH 13.0 | Find out what versatility means in the sit-on-top kayak designed for adventurous paddlers. Packed with features and gear storage options, you can take it all with you. Check out a swimming hole and climb back on, ride the surf, bring the fishing gear, the dog, or just stretch your legs and relax in comfort. Engineered with speed and tracking, but with stability for beginners.



FEATURES: Comfort Seating System (CSS) • Keepers Adjustable Foot Braces • Bow and Center Hatches • Tankwell with Bungee • Side Carry Handles with Paddle Holder • Soft Touch Handles • Gear Storage Pockets • Flush Mount Rod Holders

SEARCH 13.0 WITH RUDDER | Rough conditions make for better stories, and the ruddered model gives you the confident control that can just be your little secret.

Max Capacity: 300 lbs / 136 kg
 Length: 13' / 396 cm
 Width: 30" / 76 cm
 Deck Height: 15.75" / 40 cm
 Boat Weight: 60 lbs / 27 kg
 Seating Well Length: 54" / 137 cm
 Seating Well Width: 19" / 48 cm



SEARCH 15.0 WITH RUDDER | Take the barbeque out of the backyard with the roomy Search 15.0. The well laid-out cockpit boasts comfortable seating and a host of convenient storage features for the ride. Maneuverable design and rudder offer the control needed to leave yourself plenty of energy to fire up the grill or reel in the big catch.



FEATURES: Comfort Seating System (CSS) • Keepers Rudder Foot Braces • Bow and Center Hatches • Tankwell with Bungee • Side Carry Handles with Paddle Holder • Soft Touch Handles • BTS Rudder • Gear Storage Pockets • Flush Mount Rod Holders

SEARCH 15.0 | Get the performance and outfitting of the Search 13.0 with added room to store even more gear.

Max Capacity: 300 lbs / 136 kg
 Length: 15'1" / 460 cm
 Width: 28.5" / 72 cm
 Deck Height: 15.25" / 39 cm
 Boat Weight: 68 lbs / 31 kg
 Seating Well Length: 54" / 137 cm
 Seating Well Length: 19" / 48 cm



TRIBE 9.5 | **NEW 2010** | An affordable, easy to manage, and great looking sit-on-top, the most surprising thing about the family-oriented Tribe 9.5 is how great it paddles. Offering fun performance in surf and rough ocean conditions, it's also speedy and maneuverable on flat water and lazy rivers. With built-in side handles, bow and stern carry handles and a shorter design, carrying and car topping is a breeze.



FEATURES: Molded-In Seat • Molded-In Footwells • Tankwells with Bungee • Mold-In Side Handles • Soft Touch Handles • Skid plate • Stackable • Self-Bailing Scuppers

Max Capacity: 300 lbs / 136 kg
 Length: 9'5" / 287 cm
 Width: 31.25" / 79 cm
 Deck Height: 16.25" / 41 cm
 Boat Weight: 47 lbs / 21 kg
 Seating Well Length: 53" / 134 cm
 Seating Well Width: 20.5" / 52 cm



TRIBE 11.5 | **NEW 2010** | A great all-around sit on top for paddlers small or large, the added length of the Tribe 11.5 gives a boost of speed and extra storage. This means you'll go even further and hit the surf even better. Beginners or veterans will find the Tribe a joy to paddle in both choppy water and flat water conditions such as lakes or lazy rivers.



FEATURES: Molded-In Seat • Molded-In Footwells • Tankwells with Bungee • Mold-In Side Handles • Soft Touch Handles • Skid plate • Stackable • Self-Bailing Scuppers

Max Capacity: 350 lbs / 159 kg
 Length: 11'5" / 348 cm
 Width: 30.25" / 77 cm
 Deck Height: 16" / 41 cm
 Boat Weight: 51 lbs / 23 kg
 Seating Well Length: 53" / 135 cm
 Seating Well Width: 19" / 48 cm

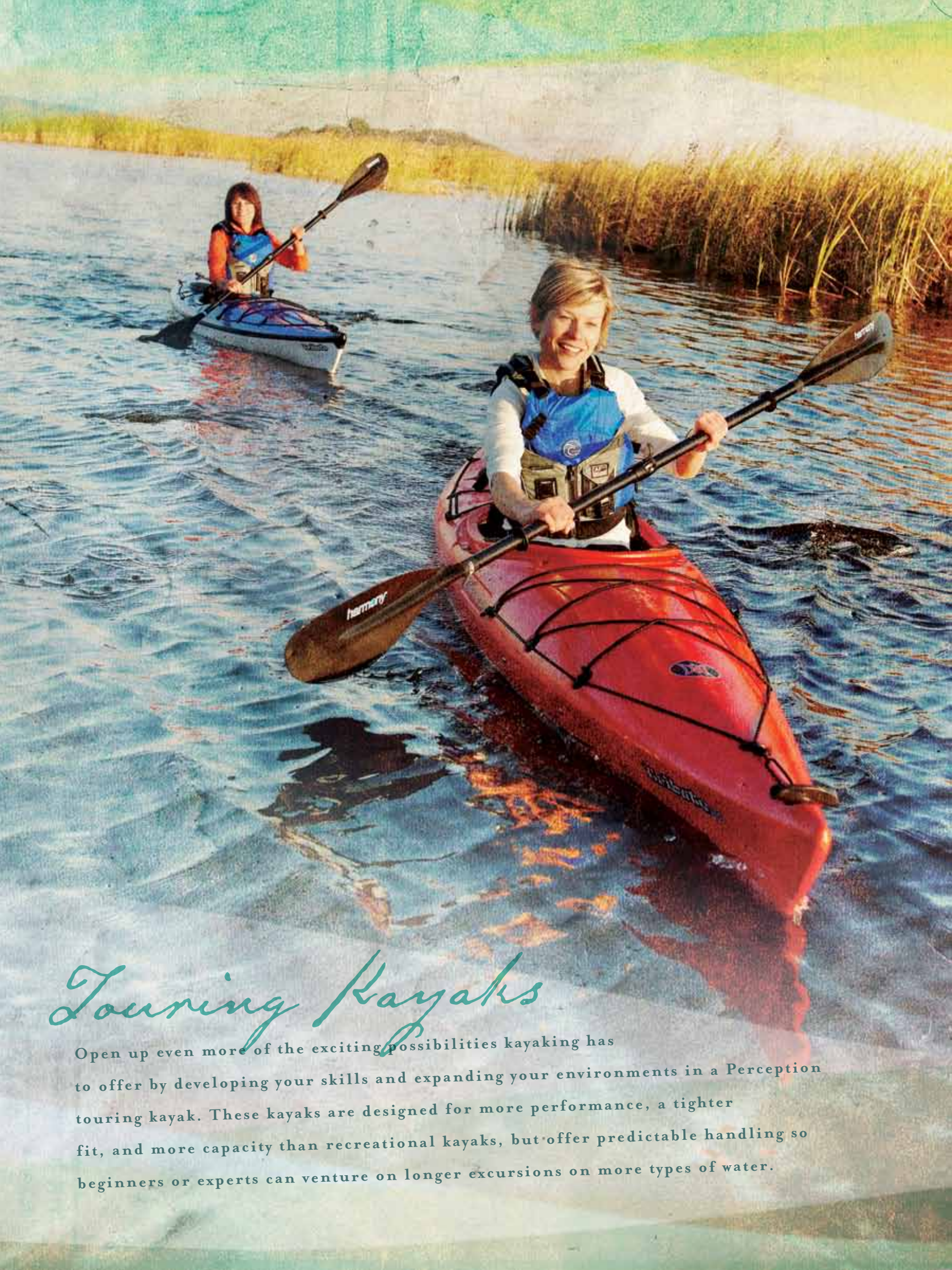


TRIBE 13.5 | **NEW 2010** | Three's company in the Tribe 13.5 tandem. The versatile sit-on-top design features a 3-seat configuration for up to two adults and a small child or pet. Other features include self-bailing scupper tubes as well as bow and stern storage areas with bungees to safely secure gear such as backpacks, picnic baskets and coolers. Paddling solo is also no problem from the center seat.



FEATURES: Molded-in Seats • Small Molded-In Center Seat • Molded-In Footwells • Tankwells with Bungee • Soft Touch Handles • Skid plate • Stackable • Self-Bailing Scuppers

Max Capacity: 500 lbs / 226 kg
 Length: 13'5" / 408 cm
 Width: 33.75" / 86 cm
 Deck Height: 17" / 43 cm
 Boat Weight: 68 lbs / 31 kg
 Seating Well Length: (B) 52" / 132 cm
 (S) 46.5" / 118 cm
 Seating Well Width: (B) 22" / 56 cm
 (S) 20" / 51 cm



Touring Kayaks

Open up even more of the exciting possibilities kayaking has to offer by developing your skills and expanding your environments in a Perception touring kayak. These kayaks are designed for more performance, a tighter fit, and more capacity than recreational kayaks, but offer predictable handling so beginners or experts can venture on longer excursions on more types of water.



CAROLINA 12.0

The most versatile touring kayak ever created is in a category of its own. This day or weekend tripper is a performance machine, with great acceleration and speed. The soft chined and V-shaped hull offers stable, smooth paddling. The 12.0 is the perfect size to easily load and offers dry storage for gear to make the most of its capabilities.



FEATURES: Zone DLX Seat • Zone Knee/Thighpad • SlideLock Adjustable Foot Braces • Bow and Stern Hatches • Bungee Deck Rigging • Soft Touch Handles • Bow and Stern Bulkheads

Max Capacity: 275 lbs / 125 kg
Length: 12' / 366 cm
Width: 26" / 66 cm
Deck Height: 14.5" / 37 cm
Boat Weight: 50 lbs / 23 kg
Cockpit Length: 39.5" / 100 cm
Cockpit Width: 21.5" / 55 cm



CAROLINA 14.0 WITH RUDDER

A little more can take you a long way in this 14 foot Carolina. More speed and even better tracking compliments the added storage space for longer distances or extended weekend camping. The added rudder keeps windy conditions from standing in the way of your destination by giving added control.



FEATURES: Zone DLX Seat • Zone Knee/Thighpad • Keepers Rudder Foot Braces • Bow and Stern Hatches • Bungee Deck Rigging • Soft Touch Handles • Bow and Stern Bulkheads • BTS Rudder

Max Capacity: 300 lbs / 136 kg
Length: 14' / 427 cm
Width: 24.5" / 62 cm
Deck Height: 14.5" / 37 cm
Boat Weight: 59 lbs / 27 kg
Cockpit Length: 39.5" / 100 cm
Cockpit Width: 21.5" / 55 cm

CAROLINA 14.0 | Added length over the 12.0 means added speed and storage; while Zone DLX outfitting means ultimate comfort and fit when cruising.



CAROLINA II 17.5 WITH RUDDER

Take tandem paddling from fun to exciting. Any skill level can rely on this ultra-stable kayak due to the innovative wide beam design. Ready for lakes and ponds, the touring design is also sea worthy, equipped with rudder for rougher conditions. With ample storage, pack for two and head out for a long weekend.



FEATURES: Padded Seats with Adjustable Backrests • Keepers Rudder Foot Braces • Stern and Center Hatches • Bungee Deck Rigging • Soft Touch Handles • Stern and Center Bulkheads • BTS Rudder

Max Capacity: 450 lbs / 204 kg
Length: 17'6" / 533 cm
Width: 28.5" / 72 cm
Deck Height: 12.5" / 32 cm
13.5" / 34 cm
Boat Weight: 92 lbs / 42 kg
Cockpit Length: 34" / 86 cm
Cockpit Width: 19" / 48 cm



TRIBUTE 10.0 | Roll up the yoga mat and take the workout to the outdoors! The Tribute is specially engineered for smaller framed paddlers, but unlike others in its class, maintains performance and roomy comfort. With good tracking, maneuverability, and surprising speed, there's no better recreational kayak for that cardio exercise or a full day of paddling.



FEATURES: Zone DLX Seat • Zone Knee/Thighpad • SlideLock Adjustable Foot Braces • Stern Hatch • Bungee Deck Rigging • Soft Touch Handles • Stern Bulkhead

Max Capacity: 225 lbs / 102 kg
 Length: 10' / 305 cm
 Width: 26" / 66 cm
 Deck Height: 13" / 33 cm
 Boat Weight: 38 lbs / 17 kg
 Cockpit Length: 39.5" / 100 cm
 Cockpit Width: 22" / 56 cm



TRIBUTE 12.0 | Not long ago a manageable kayak that was ergonomically engineered for smaller paddlers that also offered sporty performance, was unheard of. The Tribute 12.0 changed all that and continues to gain popularity as people experience the effortless paddling and speed they never expected. Now experience it yourself.



FEATURES: Zone DLX Seat • Zone Knee/Thighpad • SlideLock Adjustable Foot Braces • Stern Hatch • Bungee Deck Rigging • Soft Touch Handles • Stern Bulkhead

Max Capacity: 240 lbs / 109 kg
 Length: 12' / 366 cm
 Width: 24.5" / 62 cm
 Deck Height: 13.5" / 34 cm
 Boat Weight: 40 lbs / 18 kg
 Cockpit Length: 35" / 89 cm
 Cockpit Width: 19.5" / 49 cm



TRIBUTE 12.0 AIRLITE | The rugged outdoors get a makeover with the sleek design of the Tribute 12.0 Airlite. And this time looks aren't deceiving, this one's a true performer with stiff, ultralight construction that gives great control and speed for smaller paddlers.



FEATURES: Zone DLX Seat • Zone Knee/Thighpad • SlideLock Adjustable Foot Braces • Kajak Sport Stern Hatch • Bungee Deck Rigging • Soft Touch Handles • Stern Bulkhead

Max Capacity: 240 lbs / 109 kg
 Length: 12' / 366 cm
 Width: 24.5" / 62 cm
 Deck Height: 13.5" / 34 cm
 Boat Weight: 34 lbs / 15 kg
 Cockpit Length: 35" / 89 cm
 Cockpit Width: 19.5" / 49 cm



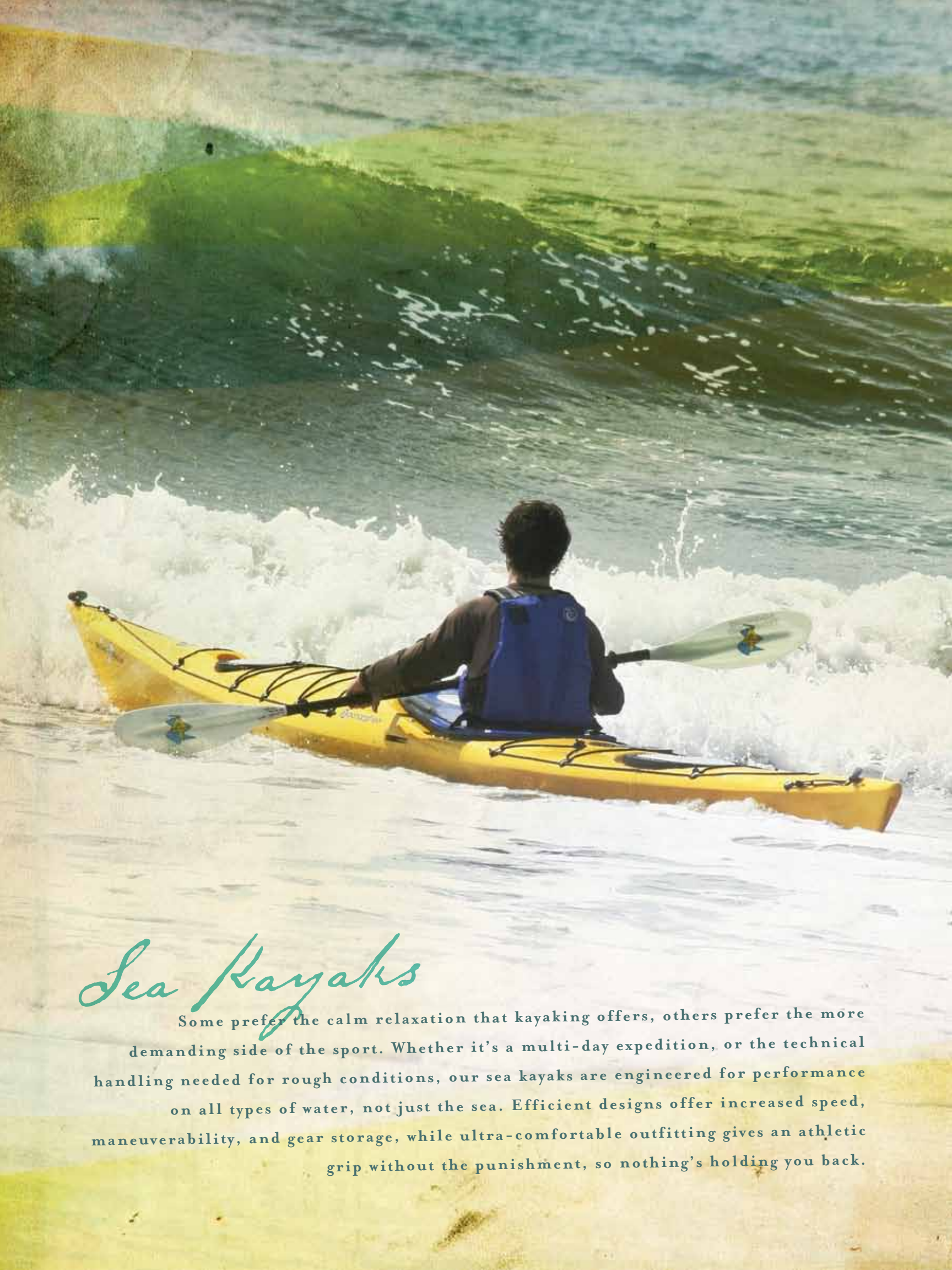
TRIBUTE 14.0 | One of the most desired touring kayaks for smaller-framed paddlers of all experience levels in the industry. Added length gives a nice boost in speed, and the roomier cockpit and upgraded Zone DLX outfitting is fun for short trips, and even more efficient and comfortable for longer excursions.



FEATURES: Zone DLX Seat • Adjustable, Padded Thigh Braces • SlideLock Adjustable Foot Braces • Bow and Stern Hatches • Bungee Deck Rigging • Soft Touch Handles • Bow and Stern Bulkheads


TRIBUTE 14.0 WITH RUDDER | For those who desire the steering and tracking control offered by a rudder, this is the Tribute model for you.

Max Capacity: 250 lbs / 113 kg
 Length: 14' / 427 cm
 Width: 23.75" / 60 cm
 Deck Height: 13.75" / 34 cm
 Boat Weight: 46 lbs / 21 kg
 Cockpit Length: 35" / 89 cm
 Cockpit Width: 19.25" / 49 cm



Sea Kayaks

Some prefer the calm relaxation that kayaking offers, others prefer the more demanding side of the sport. Whether it's a multi-day expedition, or the technical handling needed for rough conditions, our sea kayaks are engineered for performance on all types of water, not just the sea. Efficient designs offer increased speed, maneuverability, and gear storage, while ultra-comfortable outfitting gives an athletic grip without the punishment, so nothing's holding you back.



ESSENCE 16.5


The thrill and performance of sea kayaking isn't just for experts (or just the sea). The predictable handling of the Essence 16.5 gives smaller paddlers all the tracking and maneuverability needed for that great expedition in a stable, comfortable package. Drop the skeg and open up a whole new level of excitement that pushes your abilities.



FEATURES: Zone EXP Seat • Adjustable, Padded Thigh Braces • SlideLock Adjustable Foot Braces • Bow, Stern Hatches and Center Day Hatch • Bungee Deck Rigging • Soft Touch Handles • Bow, Center, and Stern Bulkheads • Height Adjustable Drop Skeg • Rudder Ready

Max Capacity: 325 lbs / 147 kg
 Length: 16'5" / 500 cm
 Width: 22.25" / 57 cm
 Deck Height: 15.5" / 39 cm
 Boat Weight: 55 lbs / 25 kg; 48 lbs / 22 kg*
 Cockpit Length: 35" / 89 cm
 Cockpit Width: 19.5" / 49 cm
 * Airlite Model

ESSENCE 16.5 AIRLITE | Innovative Airlite construction unleashes the full performance capabilities of the Essence 16.5 with less weight and even tighter control.



ESSENCE 17.0

If your expedition requires a map, then you're going to need the added speed, comfort, and storage found in the Essence 17.0. It's everything you need for that weeklong, once in a lifetime trek, or a more exciting day on the water that can only be had with a design that's truly an extension of your body.



FEATURES: Zone EXP Seat • Adjustable, Padded Thigh Braces • SlideLock Adjustable Foot Braces • Bow, Stern Hatches and Center Day Hatch • Bungee Deck Rigging • Soft Touch Handles • Bow, Center, and Stern Bulkheads • Height Adjustable Drop Skeg • Rudder Ready

Max Capacity: 350 lbs / 159 kg
 Length: 17' / 518 cm
 Width: 23" / 58 cm
 Deck Height: 16.5" / 42 cm
 Boat Weight: 58 lbs / 26 kg
 Cockpit Length: 35" / 89 cm
 Cockpit Width: 19.5" / 49 cm



ESSENCE 17.0 AIRLITE

Go ahead, be demanding. If you want a kayak that's got it all, the Essence 17.0 Airlite adds length while reducing weight for the maximum performance available. Offering comfortable outfitting, plenty of dry storage, speed, and maneuverability, it's the perfect start to the perfect day...or week.



FEATURES: Zone EXP Seat • Adjustable, Padded Thigh Braces • SlideLock Adjustable Foot Braces • Kajak Sport Bow, Center, and Stern Hatches • Bungee Deck Rigging • Soft Touch Handles • Bow, Center, and Stern Bulkheads • Height Adjustable Drop Skeg • Rudder Ready

Max Capacity: 350 lbs / 159 kg
 Length: 17' / 518 cm
 Width: 23" / 58 cm
 Deck Height: 16.5" / 42 cm
 Boat Weight: 50 lbs / 23 kg
 Cockpit Length: 35" / 89 cm
 Cockpit Width: 19.5" / 49 cm



what did you do this weekend?

Even the greatest adventures must come to an end (at least until next weekend). Then it's back to the daily grind. But after paddling with a Perception, there will be something different about you. Instead of the same things every week, you'll have more than just small talk ready. It's amazing how simplicity can make you so interesting.

outfitting

seating systems



COMFORT SEATING SYSTEM (CSS)

Lightweight EVA foam seat pads and contoured, padded seat backs provide exceptional grip and comfort for pushing the performance limits in a sit-on-top kayak.



ZONE® EXP SEATING SYSTEM

Trek to parts unknown without the punishment in our expedition grade outfitting. Adjustable leg support, thigh braces, flexible wings, and backband are ergonomically designed for all day comfort.



ZONE® DLX SEATING SYSTEM


Multiple adjustment options for ultimate ergonomic support and fit for the touring paddler. Easily tuned components include flexible wings, leg support, and backrest.

foot braces



SLIDELOCK™ FOOT BRACES

Precision adjustment of footpegs for comfort and control is simple and convenient. Side located wands make it possible to reposition by hand on the fly without leaving the seat.



KEEPERS™ FOOT BRACES

Durable footpegs reposition smoothly to one of many length settings by reaching forward with your hands to engage with track. Featured on most sit-on-top and rudder models.

hatches



KAJAK SPORT HATCH COVERS

The industry standard in rugged hatches, the Kajak Sport offers a reliable, water tight seal from the combination of a double sealing design and next-gen material construction.



DUAL DENSITY HATCH COVERS

Durable push-on hatch covers make gear access easier than ever, while offering a true-fitting seal for exceptionally watertight storage.

handles



SOFT TOUCH HANDLES

Ergonomic handle conforms to the shape of your hand. The soft rubber underside delivers a secure and comfortable grip for easy loading, unloading, and carrying of your kayak.



COMFORT CARRY HANDLES

Comfortable handles conform to your hand, while the durable design ensures secure carrying of your kayak from one adventure to the next for years to come.

rudders



BTS RUDDER

Take control and gain paddling efficiency in choppy conditions or in fast current. Rudderred kayak models come with the BTS Rudder kit pre-installed.



RUDDER READY MODELS

Many models ship "rudder ready" with internal tubing that houses rudder cables pre-installed for simple, rapid addition of after-market rudder kits.

accessories



HARMONY

Get the most of the kayaking experience with accessories and outfitting. Harmony offers a full selection of gear, from sprayskirts, to personal flotation, to dry storage and much more. <http://harmonygear.com>



ADVENTURE TECHNOLOGY (AT) PADDLES

For your quality, performance kayak you need a paddle that will match. AT Paddles ergonomic recreational and touring series are the gear of choice for Perception. <http://atpaddles.com>

comparison

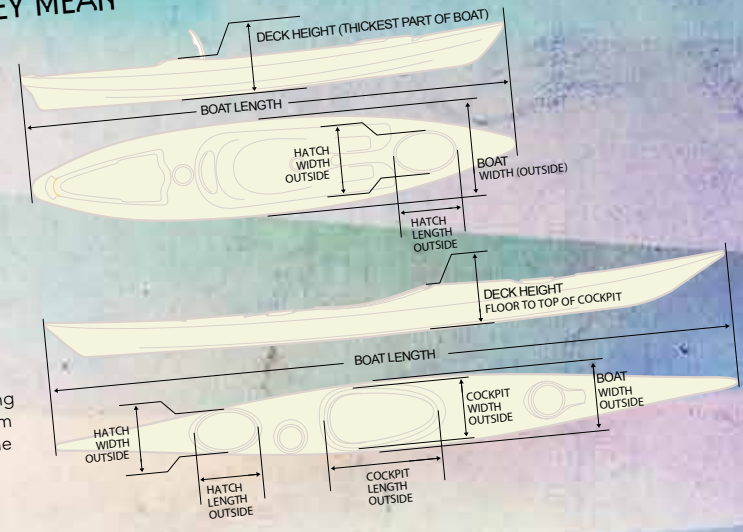
MODEL	MAX CAPACITY	BOAT LENGTH	BOAT WIDTH	BOAT WEIGHT	DECK HEIGHT	COCKPIT / SEAT WELL LENGTH	COCKPIT / SEAT WELL WIDTH	STERN HATCH / TANK WELL LENGTH	STERN HATCH / TANK WELL WIDTH	BOW HATCH / TANK WELL LENGTH	BOW HATCH / TANK WELL WIDTH
ACADIA											
ACADIA SCOUT 10.0	150 lbs / 68 kg	10' / 305 cm	23" / 58 cm	25 lbs / 11 kg	10.5" / 26 cm	28" / 71 cm	18" / 46 cm	N/A	N/A	N/A	N/A
ACADIA 11.5	365 lbs / 166 kg	11'3" / 343 cm	28" / 71 cm	48 lbs / 22 kg	13.5" / 34 cm	38" / 97 cm	21" / 53 cm	17" / 43 cm	12.25" / 31 cm	N/A	N/A
ACADIA II 14.0	650 lbs / 295 kg	14'3" / 434 cm	33.25" / 84 cm	82 lbs / 37 kg	13.75" / 35 cm	86.75" / 220 cm	24.5" / 62 cm	10" / 25 cm	10" / 25 cm	N/A	N/A
PRODIGY											
PRODIGY 10.0	275 lbs / 125 kg	10' / 305 cm	29.5" / 75 cm	43 lbs / 20 kg	15.25" / 39 cm	51" / 130 cm	23" / 58 cm	N/A	20" / 51 cm	17" / 43 cm	12.25" / 31 cm
PRODIGY 12.0	350 lbs / 159 kg	12'2" / 369 cm	27.25" / 69 cm	51 lbs / 23 kg	15.25" / 39 cm	51" / 130 cm	23" / 58 cm	17" / 43 cm	20" / 51 cm	17" / 43 cm	12.25" / 31 cm
SEARCH											
SEARCH 13.0	300 lbs / 136 kg	13' / 396 cm	30" / 76 cm	60 lbs / 27 kg	15.75" / 40 cm	54" / 137 cm	19" / 48 cm	46" / 117 cm	20" / 51 cm	17" / 43 cm	12.25" / 31 cm
SEARCH 13.0 W/ RUDDER	300 lbs / 136 kg	13' / 396 cm	30" / 76 cm	64 lbs / 29 kg	15.75" / 40 cm	54" / 137 cm	19" / 48 cm	46" / 117 cm	20" / 51 cm	17" / 43 cm	12.25" / 31 cm
SEARCH 15.0	300 lbs / 136 kg	15'1" / 460 cm	28.5" / 72 cm	64 lbs / 29 kg	15.25" / 39 cm	54" / 137 cm	19" / 48 cm	46" / 117 cm	20" / 51 cm	17" / 43 cm	12.25" / 31 cm
SEARCH 15.0 W/ RUDDER	300 lbs / 136 kg	15'1" / 460 cm	28.5" / 72 cm	68 lbs / 31 kg	15.25" / 39 cm	54" / 137 cm	19" / 48 cm	46" / 117 cm	20" / 51 cm	17" / 43 cm	12.25" / 31 cm
TRIBE											
TRIBE 9.5	300 lbs / 136 kg	9'5" / 287 cm	31.25" / 79 cm	47 lbs / 21 kg	16.25" / 41 cm	53" / 134 cm	20.5" / 52 cm	29" / 74 cm	16" / 41 cm	18.5" / 47 cm	12.5" / 32 cm
TRIBE 11.5	350 lbs / 159 kg	11'5" / 348 cm	30.25" / 77 cm	51 lbs / 23 kg	16" / 41 cm	53" / 135 cm	19" / 48 cm	40" / 102 cm	16" / 41 cm	31" / 79 cm	14.5" / 37 cm
TRIBE 13.5	500 lbs / 226 kg	13'5" / 408 cm	33.75" / 86 cm	68 lbs / 31 kg	17" / 43 cm	(B) 52" / 132 cm (S) 46.5" / 118 cm	(B) 22" / 56 cm (S) 20" / 51 cm	21.5" / 55 cm	14.5" / 37 cm	20.5" / 52 cm	12" / 14.5 cm
CAROLINA											
CAROLINA 12.0	275 lbs / 125 kg	12' / 366 cm	26" / 66 cm	50 lbs / 23 kg	14.5" / 37 cm	39.5" / 100 cm	21.5" / 55 cm	17" / 43 cm	12.25" / 31 cm	10" / 25 cm	10" / 25 cm
CAROLINA 14.0	300 lbs / 136 kg	14' / 427 cm	24.5" / 62 cm	55 lbs / 25 kg	14.5" / 37 cm	39.5" / 100 cm	21.5" / 55 cm	17" / 43 cm	12.25" / 31 cm	10" / 25 cm	10" / 25 cm
CAROLINA 14.0 W/ RUDDER	300 lbs / 136 kg	14' / 427 cm	24.5" / 62 cm	59 lbs / 27 kg	14.5" / 37 cm	39.5" / 100 cm	21.5" / 55 cm	17" / 43 cm	12.25" / 31 cm	10" / 25 cm	10" / 25 cm
CAROLINA II 17.5 W/ RUDDER	450 lbs / 204 kg	17'6" / 533 cm	28.5" / 72 cm	92 lbs / 42 kg	12.5" / 32 cm 13.5" / 34 cm	34" / 86 cm	19" / 48 cm	10" / 25 cm	10" / 25 cm	12.25" / 31 cm	17" / 43 cm
TRIBUTE											
TRIBUTE 10.0	225 lbs / 102 kg	10' / 305 cm	26" / 66 cm	38 lbs / 17 kg	13" / 33 cm	39.5" / 100 cm	22" / 56 cm	10" / 25 cm	10" / 25 cm	N/A	N/A
TRIBUTE 12.0	240 lbs / 109 kg	12' / 366 cm	24.5" / 62 cm	40 lbs / 18 kg	13.5" / 34 cm	35" / 89 cm	19.5" / 49 cm	10" / 25 cm	10" / 25 cm	N/A	N/A
TRIBUTE 12.0 AIRALITE	240 lbs / 109 kg	12' / 366 cm	24.5" / 62 cm	34 lbs / 15 kg	13.5" / 34 cm	35" / 89 cm	19.5" / 49 cm	10" / 25 cm	12.25" / 31 cm	10" / 25 cm	10" / 25 cm
TRIBUTE 14.0	250 lbs / 113 kg	14' / 427 cm	23.75" / 60 cm	46 lbs / 21 kg	13.75" / 34 cm	35" / 89 cm	19.25" / 49 cm	17" / 43 cm	12.25" / 31 cm	10" / 25 cm	10" / 25 cm
TRIBUTE 14.0 W/ RUDDER	250 lbs / 113 kg	14' / 427 cm	23.75" / 60 cm	50 lbs / 23 kg	13.75" / 34 cm	35" / 89 cm	19.25" / 49 cm	17" / 43 cm	12.25" / 31 cm	10" / 25 cm	10" / 25 cm
ESSENCE											
ESSENCE 16.5	325 lbs / 147 kg	16'6" / 503 cm	22.25" / 57 cm	55 lbs / 25 kg	15.5" / 39 cm	35" / 89 cm	19.5" / 49 cm	17" / 43 cm	12.25" / 31 cm	10" / 25 cm	10" / 25 cm
ESSENCE 16.5 AIRALITE	325 lbs / 147 kg	16'6" / 503 cm	22.25" / 57 cm	48 lbs / 22 kg	15.5" / 39 cm	35" / 89 cm	19.5" / 49 cm	18.25" / 46 cm	12.25" / 31 cm	10" / 25 cm	10" / 25 cm
ESSENCE 17.0	350 lbs / 159 kg	17" / 518 cm	23" / 58 cm	58 lbs / 26 kg	16.5" / 42 cm	35" / 89 cm	19.5" / 49 cm	17" / 43 cm	13.75" / 35 cm	10" / 25 cm	10" / 25 cm
ESSENCE 17.0 AIRALITE	350 lbs / 159 kg	17" / 518 cm	23" / 58 cm	50 lbs / 23 kg	16.5" / 42 cm	35" / 89 cm	19.5" / 49 cm	18.25" / 46 cm	13.75" / 35 cm	10" / 25 cm	10" / 25 cm

BOAT SPECS- HOW WE GET THEM, WHAT THEY MEAN


WEIGHT
Based on a fully assembled boat including all outfitting. (NOTE: When comparing, other companies may not include outfitting in their weight specifications.)

CAPACITY
Field tests determine each model's capacity, with maximum being the greatest load the model can carry and still perform under typical conditions.

DIMENSIONS
Measured at points indicated by the accompanying diagrams. Touring boat depths are measured from the highest point on the deck to the bottom of the hull directly under that point.



ROTOMOLDED COLORS



AIRALITE COLORS



Colors may vary slightly from those shown in catalog. Color combinations (Red/Yellow, Blue/White, Camo for example) will vary from those shown in catalog and are unique for each boat we produce. Variations in color are not covered by warranty.
Polyethylene expands and contracts with changes in temperature and humidity. Actual dimensions can vary from those shown in the Specifications Chart due to molding process and/or exposure to extreme hot or cold temperatures. Slight variations are not covered by warranty.
Specifications and features are subject to change.

All Perception kayaks are designed and manufactured in the U.S.A. and are covered by 3-Year Limited Warranty. Some limitations apply. Visit www.perceptionkayaks.com for full details.

U.S./GLOBAL HEADQUARTERS

PERCEPTION
111 Kayaker Way
Easley, SC 29642

Tel: 888-52 KAYAK
(888-525-2925)
www.perceptionkayaks.com

CANADA

PERCEPTION
745 Development Drive Unit 3B
Kingston, Ontario
Canada K7M 4W6

Tel: 877-370-4978
Fax: 613-384-2550
www.perceptionkayaks.com

INTERNATIONAL

PANAMA, ECUADOR, COLOMBIA
Acadia Outdoors
Tel: +58 (212) 762 2284
e-mail: servicioalcliente@adrenalina.com

VENEZUELA
Adrenalina Deportes
Tel: +58 (212) 762 2284
e-mail: servicioalcliente@adrenalina.com

SOUTH AFRICA
Canoe & Kayak World
Tel: +27 11 807-8111
e-mail: info@canoe kayak.co.za

UNITED KINGDOM, EUROPE
Perception Kayaks
Tel: +44 1825 765 891
e-mail: info@perception.co.uk

JAPAN
Mont Bell
Tel. +81 (0) 6 6536 5740
e-mail: support@montbell.com

AUSTRALIA
Paddle Pro
Tel. +61 (0) 3 9546 7486
e-mail: sales@paddlepro.com.au

MEXICO

United Watercraft
Tel: +52 (555) 272 2132
e-mail: boatbox@boatbox.com.mx

CHINA

Snowpeak
Tel: +86 10 (516) 65718
e-mail: info@hooway.org

CHILE, COSTA RICA

Rivers, Lakes, Oceans
Tel: +506 833 6205
e-mail: riverslakesoceans@gmail.com